

**Final Technical Report.**  
**May 1978 - May 1980**

*Study of Pollution and Aquatic Organisms  
Of the Leh Stream, Rawalpindi*

**Project Number P-GCR/ENV (15)**  
**PAKISTAN SCIENCE FOUNDATION**

**SYED RASHID ALI**

**Principal Investigator**

**Department of Zoology,  
Gordon College, Rawalpindi.**

Final Technical Report From 1978 - 1980.

- (1) Project No. PSF/RES/P-GCR/ENV (15).
- (2) Project Title : Study of Pollution and Aquatic Organisms of the Leh Stream, Rawalpindi.
- (3) Name of Institution : Gordon College, Rawalpindi.
- (4) Total amount of grant = Rs. 1,15,216.00
- (5) Previous amount paid = Rs. 1,16,442.00
- (6) Report period from May 15, 1978 to May 14, 1980.
- (7) Signature of Principal Investigator.

*S. Rashid Ali*

- (8) Signature of Institutional Head.

*A. Iqbal*

Principal,  
Gordon College,  
Rawalpindi.

## CONTENTS

|                                       |                                |
|---------------------------------------|--------------------------------|
| SUMMARY .....                         | 1 - 2.                         |
| DETAILED REPORT.                      |                                |
| 1. INTRODUCTION .....                 | 2 - 6.                         |
| 2. REVIEW ON LITERATURE .....         | 6 - 14.                        |
| 3. PLAN OF WORK.....                  | 14                             |
| 4. METHODS .....                      | 14 - 15.                       |
| 5. RESULTS .....                      | 15 - 17.<br>(Tables , 1 - 62). |
| 6. DISCUSSION .....                   | 17 - 20.                       |
| 7. CONCLUSION .....                   | 20 - 21.                       |
| 8. NEED FOR ADDITIONAL RESEARCH ..... | 21.                            |
| 9. LIST OF PUBLICATIONS .....         | 21.                            |
| 10. LIST OF SCIENTISTS .....          | 21 -221                        |
| 11. LIST OF REFERENCES.....           | 23 - 27.                       |

## Summary.

The purpose of the project was the study of physico-chemical nature of water, organisms (plants and animals) and the productivity of bottom fauna of the Leh stream, Rawalpindi. It was also intended to find out the pollution, its effects on water quality and the organisms and also to determine the water pollution indicators.

The collection of water samples and the organisms was done on monthly basis each year from June 1978 to May 1980. Due to shortage of staff and funds, the places of collection were reduced from 8 to 6 and instead of fortnightly, monthly collection was done. The main object was the study of pollution and the organisms of the Leh stream, Rawalpindi. The Leh stream and its tributaries, arise from Margalla hills above Islamabad and drains through a great part of Islamabad, it is, therefore necessary that the study should also be done in Islamabad.

The water of the Leh stream before reaching the Sewerage Treatment Plant, a tributary, Tanewali Kas near 7-UP Beverage Factory and a tributary, Badarwali Kas coming from I/10 have nonpolluted water and the water quality is fit for drinking, domestic and irrigational purposes. These waters have typical stream flora and fauna. Among the flora there were a number of algae and a few angiospermic plants such as Potamogeton, Hydrilla, Typha and Lemna. There were a good number of macroinvertebrates which form the food of fishes. The productivity of bottom fauna was also high. Ten species of fishes were found in nonpolluted water, some of them were of suitable sizes. In sector I/9, after receiving the industrial pollution the colour of water became milky and there was a drop in the organisms by number and weight. No fish was found. Tanewali Kas and Badarwali Kas discharge into the Leh near Sewerage Treatment Plant. The Leh after the confluence passes under the bridge near F-Block, Satellite Town. The bulk of water increases and the pollution is diluted. In our study of the fauna and flora, it was found that number and weight was increased. Before the construction of industries in Islamabad, the water was not much polluted, fishes were found up to Dhok Dallalan, Pir Vadhai. The Leh behind Holy Family Hospital was an ideal place for Anglers, but now no fish is found at this place. The water passes through Rawalpindi town and it gets household and sewage wastes; detergents and soaps from dhobighats and houses; faeces and urine of buffaloes; wastes from service stations and effluents from small industries, so the colour of water becomes brown and the bottom becomes black. The water is highly polluted when it comes near Mohanpura and Daryabad, the dissolved oxygen becomes very low, the flora and macrofauna are also reduced. When the Leh passes near Dhok Chiraghdi, it pollutes



the wells in the nearby areas. The water passes on the back of Ayub Park and the slope is sharp. Due to the detergents and soaps there are foams over the surface of water. During this course the water becomes aerated and solid impurities are settled down on the bottom. The water near the Soan Camp, becomes slow and is not badly polluted and a fish, Channa punctatus was found. In the spring 1979 a number of young Chela sp. were found in large number. Turtles are common in the Leh near the Soan Camp. The total length of the Leh from its origin to the confluence of the Soan river is 22½ miles and it covers 12 miles in Rawalpindi.

It is concluded that the water is nonpolluted in the upper reaches of the Leh and its tributaries in Islamabad. The total hardness is higher as compared to the International Standard of Drinking Water. After receiving the pollution there is increase in total alkalinity, total hardness. There is gradual increase in magnesium, sodium, and potassium. Certain plants and animals can not tolerate pollution. After pollution there was decrease in algae and macrofauna but increase in microfauna. The gradual increase in the quantities of sodium and potassium indicated domestic pollution. A few algae, micro and macrofauna indicate the pollution.

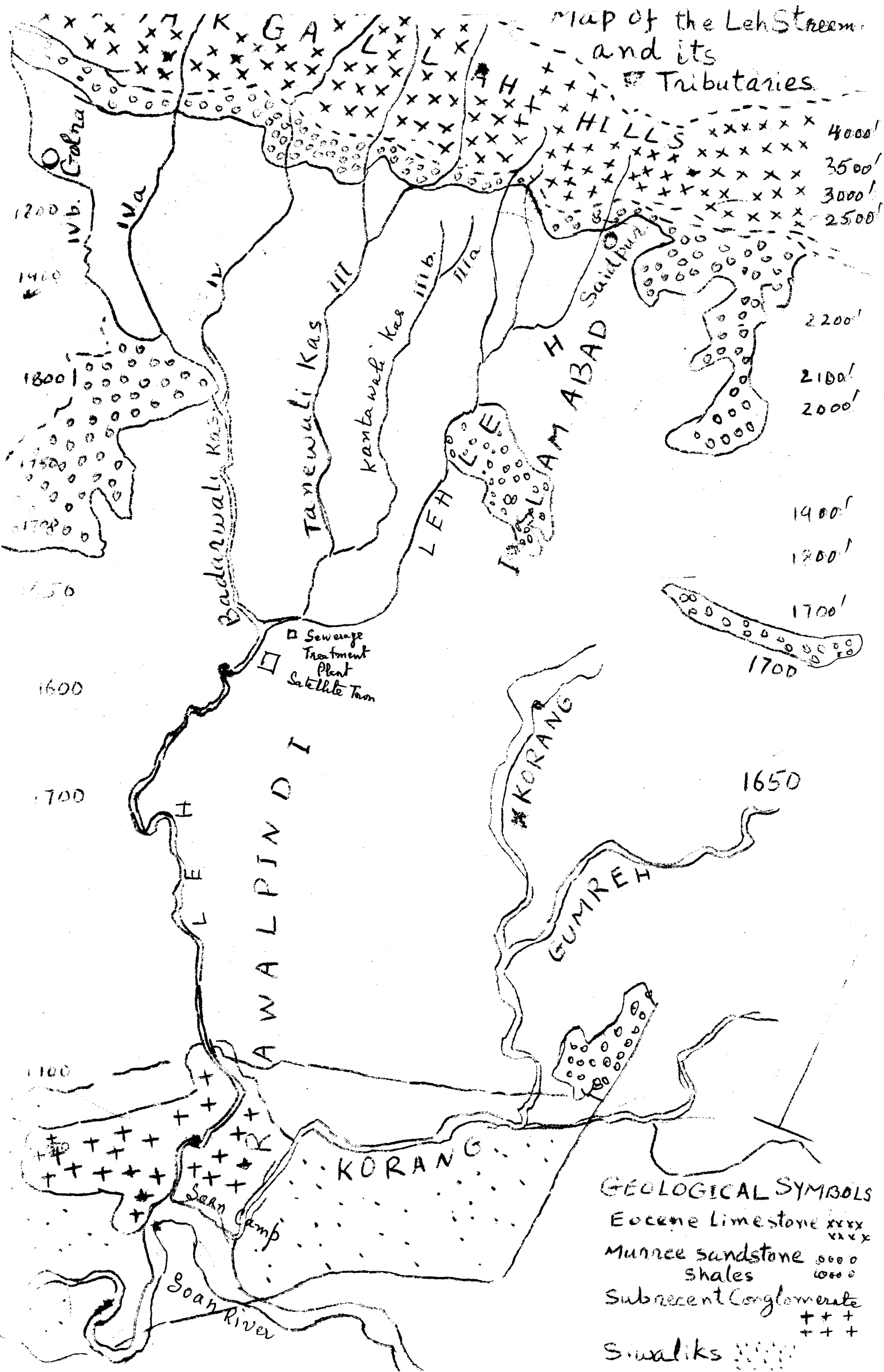
#### Detailed Report.

##### (1). Introduction.

Water is the basic necessity of life. Pakistan is deficient in rains and other water resources. At some places underground water is unfit for irrigational and domestic purposes. Wherever underground water is suitable, the lift system is expensive. All possible measures may be taken to conserve water and protect from pollution and steps may be taken to reuse the wastewaters. Among natural water resources, streams are usually present at the foothills.

The knowledge of hydrobiology of Pakistan is very poor. Our water resources are very limited but the demand for the water is increasing with the development of the country. Due to growth of human population, the problem of food is getting acute, so water resources may be tapped for food production. Fish, prawn and crab are good protein food. Smaller fish can be used for poultry food and fish fertilizer. Algae form the food of many fishes. An alga, Chlorella which can be easily cultured can be used as human food. Angiospermic plants such as water spinach (Ipomoea), watercress (Nasturtium), wild rice and cattails (Typhe sp.) are used as food in some part of the world. It is also desirable to find the pollution, its effects, as well as reuse of waste water by cheap biological methods.

Map of the Leh Stream and its Tributaries



Moreover, the environmental studies of the water courses essential for health point of view. The study of water quality for the domestic use. Presence of certain insects larvae and pupae which are vector of diseases in man and domestic animals. The purpose of this investigation was to find out the physico-chemical nature of water and organisms (Plants and animals) and productivity of bottom fauna of the Leh stream, as well as pollution and its effect on water quality and the organisms. After the study of the hydrobiology of the Leh stream, it is possible to proceed such investigations at other places in Pakistan such as Kohat, Bannu where the water channel pass through the residential areas. It is also possible to develop methods of reusing the waste water by cheap biological methods.

(Map attached)

Islamabad and Rawalpindi are situated below the Margalla and Murree hills and are drained by streams and small rivers. The Leh is one among these water courses and is important as it passes through greater part of the residential areas of these towns. Islamabad has closed sewerage system, but the waste water of the industries is discharged into the Leh streams and its tributaries. In Rawalpindi the Leh stream is much polluted due to sewerage, waste of cattle yards, domestic, service wastes and effluents of small industries. The water is also contaminated by diseases causing bacteria and protozoa. The residential areas near Murree have wells for water requirements. The residents of these areas complain for intestinal disorders. The water of the Leh comes in these wells by seepage. Due to the pollution, the Leh has an ugly outlook and produces bad smell during summer, sometimes during rainy season floods are high and may be dangerous to the life and properties of the low lying areas of Rawalpindi. Therefore, the study of water quality and organisms seems to be necessary for the improvement and for making the Leh stream as recreational spot.

The Leh and its tributaries arise from the Margalla hills. It is desirable to give topography, geology and climate of Islamabad and Rawalpindi. Islamabad and Rawalpindi are located in Potwar Plateau. On the northern west of Islamabad are Margalla hills with other ranges. Hills play a significant role in diverting currents of rain clouds and lifting them up. Islamabad and Rawalpindi come under a large basin. There is great diversity in

precipitation that flows into channels. The land in Islamabad is undulating and slopes are sharp. The Margalla-Murrees ranges on the north of Islamabad have an average height 3500' and a few peaks are about 5000'. The plains below foothills sloping steeply southwards ranging from 2000' to 1600'. Eocene limestone of the Margalla range comprises thick massive, pinkgrey nummulite limestone, interlayered with shale containing nummulite fossils. There are series of sandstones, siltstones, mudstones and shales. The sediment consist of boulders, gravel pebbles mostly of limestone and sandstone. The mantle of fine sediments overlying the rock of the capital area consists of stream borne alluvium mixed with loess. A bore hole at Saidpur disclosed a thickness of alluvium of 700 ft. The loess deposits are exposed in the Leh bed near Shakarparian. In many cases loess deposits appear to reworked by streams and interbedded with alluvium. In Rawalpindi there is alluvium and loess which is 200' to 300' at some places and the loess is seriously affected by both wind and water erosion. The southern part of Rawalpindi consists of conglomerate (pebbles cemented together) and Siwalik bed.

The main Leh stream arises from the Margalla hills at 3600' elevation passes through Saidpur village, it enters Islamabad in sector F-6. It has two tributaries ( I and II ) who have their source in Margalla hills, join it in sector F-7 and G-7 respectively. It traverses through sectors H-8 and I-8 and join stream III in sector I-9 near Sewerage Treatment Plant near F-Block of Satellite Town. The length of the Leh stream from the source and the confluence with stream III is 10½ miles. Another stream Kantawali which is a tributary of stream III, arises from the foot of the Margalla hills at an elevation of 2000' ft, enters Islamabad in sector E-7 and then comes into sector E-8. Traversing through sectors G-8, and H-8, it joins stream No. III in the north corner of sector I-9.

Stream No. III, Tanewali Kas starts from an elevation of 3900' in the Margalla hills and drops down to an elevation of 2000' ft., about 2 miles in length. It enters Islamabad in sector E-8. A tributary of stream No. III has its origin in the Margalla hills and joins on the northwestern corner of the sector I-9 then it discharges

into the main Leh in the southeast corner, sector I-9. From the source to the confluence the length of stream III is 10 miles.

The stream No. IV, Badarwali Kas drains a vast area. Its drainage basin is larger than that of all the other streams combined. The source of the stream lies in the Margalla hills at elevation 3775, it emerges out of the Margalla hills at an elevation 1950 ft. after having traversed a distance of 2.6 miles. It has two tributaries arising from the Margalla hills. It enters Islamabad in the north west corner of sector E-9, then taking southerly course it bisects sector F-10 and joins its two major tributaries IVa and IVb in sector G-10. Traversing through sector H-10 and I-10 joins the Leh stream at south western corner of I-9 near Satellite Town.

The drainage basin of Leh and its tributaries covers an area of 90 square miles. The total length of streams which drains the Leh Basin is about 195 miles.

The major tributaries of the Leh join at the north west extremity of Rawalpindi, near Satellite Town, then the Leh stream enters Rawalpindi town and passes on the back of Holy Family Hospital, reaches Dhok Dallalan, where it becomes deep and looks like a small river and it contains domestic and sewage pollution as well as soaps from Dhobighats. After passing through Dhok Ratta it reaches Daryabad where the water is highly polluted due to domestic and sewage pollution, soap and detergents, wastes such as decaying vegetable and fruits, oil and grease from service stations and effluents of small industries. There is a 28 feet natural fall in the rock outcrop about  $2\frac{1}{2}$  miles above its confluence with the Soan river. The Leh passes on the back of the Ayub Park and discharges into the Soan Camp in the Soan river. The length of the Leh in Rawalpindi is about 12 miles. The Leh and its tributaries are usually incised.

The climate of Islamabad and Rawalpindi is of temperate type, cold during winter and hot in summer. The average minimum temperature is  $20^{\circ}\text{C}$  in January and maximum temperature rises up to  $43^{\circ}\text{C}$  in summer. The relative humidity is low most of the year, it rises up to 60 percent during the month of July and August. There are two periods of rainfall, i.e., winter and summer, the

average rainfall is about 36 inches per annum.

(2). Review on literature.

"Engineering Study for Islamabad Surface Drainage Project prepared by Khan and Partners(1967)<sup>44</sup> is a useful work for getting information about topography, drainage and climate of Islamabad.

The book, "Standard Methods for Examination of Water and Waste Water", was published jointly by American Associations of Public Health, Water Works and Water Pollution Control Federation (1971)<sup>5</sup>. The methods of analysis presented are believed to represent the best current practice of American Water analysis in connection with ordinary problems of water purification, sewage disposal and sanitary investigations. The book also deals with examination of water for radioactivity, bacteriological examination and biological sampling methods. Taylor (1958)<sup>71</sup> published his book, "The Examination of Waters and Water Supplies". This book deals with geological conditions, river pollution, new chemical analytic procedures, EDTA methods for determining hardness of calcium and magnesium and also about the analysis of other salts. There are also informations about the effects on human health due to the presence of certain salts and water borne infections. He also described aquatic organisms such as bacteria, diatoms, planktons, algae and some common invertebrates.

Faridi (1971)<sup>34</sup> described the methods and preservation of freshwater algae and wrote a key covering 280 genera of freshwater algae of Pakistan. Tiffany and Britton (1971)<sup>80</sup> published a book, "Algae of Illinois", which contains recent literature on the description of freshwater algae. Edmondson (1959)<sup>32</sup> published a book, "Freshwater Biology", which contains taxonomy and description of freshwater algae, fungi and angiosperms and invertebrates.

Biswas (1966)<sup>22</sup> studied the ecological features of phytoplanktons of Volta river and found the abundance of phosphates, silicates and nitrates and paucity of ammonia and phytoplanktons during flood season. Dissolved nutrient decreased as flood subsided. Phytoplankton started appearing, dominated by diatoms first and later on blue green algae which caused water bloom in the month of May. There was virtual disappearance of nitrates at that time. After closure of the dam water bloom declined rapidly. In newly

formed lake , phosphate contents and ammonia increased and phytoplankton were also increased. The period of algal abundance resulted in decrease of nutrients and increase in pH of water. Ali(1979)<sup>17</sup> published a checklist of Freshwater Algae of Rawalpindi district and found 88 genera.

Akhtar and Ali(1969)<sup>19</sup> described a few genera and species of freshwater Rhizopods of Rawalpindi. The same authors(1976)<sup>20</sup> described 18 genera of the Rotifers of Pakistan. Kawakatsu(1973)<sup>41</sup> described 2 genera and 3 species of Planarians of Pakistan. Bhatia(1939)<sup>25</sup> described 4 species of Leeches of Dal Lake of Kashmir with the exception of Theromyzon sp.

Arora (1923)<sup>1</sup> studied Entomostraca (Waterfleas) of Lahore and described 18 genera and 27 species, Daphnia, Simoccephalus, Monia, Cypris, Eucypris, Diaptomus and Cyclops are most common. He stated that on sunny days swarms of Entomostraca were found on the surface. Mahoon et al. (1977)<sup>60</sup> described 12 new records of Entomostraca of Lahore. Among the new records there are species of Daphnia and Monia and among genera are Scapholebris, Alonella, Alona and Wlassicsa. This type of microcrustacea are also found Rawalpindi. Shakoor (1968)<sup>67</sup> gave a taxonomic account of 5 species of freshwater prawns (Palaemon) of Pakistan.

Usinger (1956)<sup>72</sup> published his book, "Aquatic Insects of California", the taxonomy of nymphs, larvae, pupae and adults are separately given. This book is helpful for the identification of aquatic insects up to generic level. The book also deals with the methods of collection of insects and benthic fauna as well as about different kinds of water pollution. Ali(1967)<sup>6</sup> described 6 genera and 7 species of mayfly(Order: Ephemeroptera) nymphs of Rawalpindi district. Akhtar and Ali (1976)<sup>21</sup> described 3 genera and 8 species of aquatic Lepidoptera whose larvae and pupae are found in water. Khatoon and Ali (1978)<sup>54</sup> described 9 genera and 9 species of aquatic Hemiptera in addition to the work of Akhtar and Ali(1975) Khatoon and Ali (1975, 1976 and 1977)<sup>49, 50 & 51</sup> described 32 species of aquatic Coleoptera of Pakistan which include nearly

all common freshwater beetles of Pakistan. Khatoon and Ali(1977)<sup>5</sup> worked on Trichoptera of Pakistan and described the larvae of 15 genera and 22 species ; pupae of 5 genera and 6 species; adults of 2 genera and 5 species. The same authors(1975)<sup>47</sup> described 28 genera of aquatic Diptera in larval stages which are common in Pakistan. Khatoon and Ali(1975)<sup>48</sup> described 6 species of aquatic Hymenoptera and (1977)<sup>53</sup> 2 genera and 2 species of Neuroptera. Ali and Khatoon (1973)<sup>11</sup> described 23 genera of the nymphs of dragon and damselflies of Pakistan. Ali and Khatoon (1980)<sup>18</sup> worked on the macroinvertebrate <sup>and</sup> fish fauna of the Haro river and he found that throughout the year 54 species of macroinvertebrates, 12 of fish were found.

Khan and Dastagir (1971 and 1972)<sup>45 & 46</sup> wrote papers on "Gastropod and Pelecypods Fauna of Pakistan". The description of freshwater and marine molluscs is given of East and West Pakistan. Khatoon and Ali(1978)<sup>55</sup> described Freshwater Molluscs of Pakistan. The description of 11 genera and 16 species, the description includes genus Physa which was not described by previous authors.

Ahmad (1963)<sup>2</sup> published the list of fishes, fish enemies and fish culture etc. of all the districts of west Pakistan. Mirza and Kashmiri (1973)<sup>61</sup> described 28 species of fishes belonging to 21 genera and 4 orders from the Soan river, Rawalpindi. Qureshi (1960)<sup>63</sup> described common fishes of East and West Pakistan.

Khan (1968)<sup>42</sup> described Amphibian Fauna of district Jhang. He gave the account of 3 species of genus Rana and one species of Bufo. Khan(1977)<sup>43</sup> described Natrix piscator piscator (Schneider), a common water snake collected from Jhang district and Muzaffargarh.

Khan and Mirza (1976)<sup>77</sup> gave the systematic account and keys for the identification of Chelonia and Crocodylia of Pakistan. Macan (1959)<sup>56</sup> published his book, "A Guide to Freshwater Invertebrate Animals", which contain simple keys for the identification of animals and is helpful for the identification of aquatic animals up to genera.

Ahmad (1979)<sup>3</sup> gave the key and description of common freshwater angiospermic plants of Lahore. The monograph is useful



for the identification of common freshwater plants of Pakistan.

Whitton (1975)<sup>73</sup> in River Ecology gave the description of geology, chemical composition of water, aquatic flora and fauna, benthic communities and algae and macrophytes as environmental indicators as well as food chain.

Bishop (1973)<sup>26</sup> gave an account of freshwater organisms (Plants and animals) and their ecology. There is a detailed list of genera and species of freshwater organisms. He also mentioned the sources of water pollution.

Bardach and others (1972)<sup>27</sup> gave different practices about aquaculture including fish, shrimps, crabs, mussels, seaweeds and freshwater plants especially in tropical countries.

Reid (1961)<sup>64</sup> gave in book factors and processes that operate in lakes, streams and estuaries as dynamic systems. The book attempts to bring into summary, some of the major aspects of the knowledge that has been amassed from the study of inland waters estuaries by many investigators.

According to Reisen and Prins (1972)<sup>66</sup> community biomass could not be estimated by drifts because fluctuations in the standing crop were not significantly correlated with fluctuations in the drift rate, with the exception of Ephemerella sp. the drifts did not respond in a density dependent fashion to benthic population increases. Drifts seemed to be initiated by population or emergence activity.

Reisen (1975)<sup>65</sup> studied the ecology of streams of Honey Creek, collected 180 taxa of Macroinvertebrates which were distributed differently in different ecological conditions such riffles and pool areas and as well found on the surface and in the bottom.

Khan (1980)<sup>39</sup> gave an account of lotic community composition and some characteristics of stream animals such as shape and structures for adhesion.

Gaudet (1979)<sup>36</sup> studied seasonal changes in nutrients of a tropical swamps of Kenya and concluded that swamps effectively extract dissolved nutrients from rivers and carried to the lake during water flow.

Bell (1970)<sup>23</sup> stated that all the stages of the life cycle of midges, Tanytarsus dissimilis were subjected to low pH and extreme tolerance were determined. The life cycle could not completed below pH 5.5.

Chutter (1969)<sup>31</sup> found that the density of many groups of animals was reduced by the turbidity due to silt and sand but some animals were adversely affected when silt and sand settled and they increase in number.

Fernando (1964)<sup>35</sup> studied 21 freshwater habitats of Rangoon in relation to the ecology of Cules pipiens fatigans and it was found that the tolerance of this species for organic and inorganic materials was very high, physical factors might influence the density.

Sato (1973)<sup>70</sup> concluded limnological study of Tassha-gav river and found 19 species of aquatic insects, 2 species of protozoans, 10 species of fish, 59 species of diatoms, 18 blue green and 12 species of green algae.

Meehean and Ali (1967)<sup>59</sup> worked on "Productivity of bottom fauna in relation to the food of fish", and they found that the production of bottom fauna was generally high in low gradient and polluted areas. The productivity of Wah streams was higher as compared to similar conditions of European and American streams. Heavy rains and flood reduce the number of bottom organisms. The study of the gut contents of fishes of the same places revealed that 70% of fishes live on bottom organisms. Ali (1968)<sup>7</sup> found that the bottom fauna of the streams of Hazara district consisted of typical aquatic organisms and it was found that out of 7 species of fishes, 6 fishes lived primarily on bottom organisms. The same author (1968)<sup>8</sup> found that the bottom fauna was high in the streams of Kohat and Kurram Agency as compared to that of ponds and 50% of fishes live on bottom organisms. Ali (1969)<sup>9</sup> found that the bottom fauna of all the streams of Rawalpindi were affected by flood waters and the number and the weight were decreased after rains. Ali (1969)<sup>10</sup> found that the productivity of bottom fauna was higher in the polluted water of the Soan river after the confluence of the Leh.

Egglisshaw (1969)<sup>33</sup> stated that benthic invertebrates in stream riffles are distributed with particular reference to three main sources of food: plant, detritus under stones, moss growing on stones and algal covering on stones. He noticed that with increase in plant detritus there was also an increase in the variety of bottom fauna. Bottom fauna are less aggregated in clumps of moss but more associated with algae.

Beck (1955)<sup>24</sup> proposed a simple method for reporting biological investigations in connection with stream quality survey. Authors believed that the biotic data are economical and are full as important as chemical and biochemical data and have not been more widely used in stream sanitation work because of extreme wordiness and technicality of biological reports.

Brungs (1971)<sup>28</sup> stated that Fathead minnows were exposed to constant dissolved oxygen 1-0.5 mg/lit for all months. Number of the eggs produced were reduced at 2 mg/lit, no spawning on 1 mg/lit. Fry growth reduced significantly at below 7.9 mg/lit 18% of survivors at 4 mg/lit were deformed.

According to Avery (1970)<sup>81</sup> aquatic insects and salmon were sampled above and below a municipal sewage outfall of East Gallatin River. Numbers of Trichoptera, Ephemeroptera, Coleoptera and Plecoptera larvae 72 Km below the sewage outfall were lower than found above. These reductions were associated with the occurrence of sewage fungus on the bottom. Diptera were numerous. A partial recovery was gained after 6.1 Km below sewage outfall. After 20 Km below insects were 13 times more than those found above and trout also increased in number.

Ali (1977)<sup>12</sup> studied effects of sewage pollution on the Ravi River, Lahore and found that the water was dark brown after receiving the waste and the bottom was blackish. The water was mesosaprobic (mildly polluted). Insect larvae of Brachydeutra, Ephydra and Psychoda were found which indicated pollution. The same authors (1977)<sup>14</sup> found that due to the domestic pollution in a stream in Choa Syedan Shah, there was increased in algal flora but reduction in the number and weight of fauna, the insect larvae which indicate pollution were found. Ali et al. (1977)<sup>13</sup> found in the Effluents of Industrial Complex of Kala Shah Kaku, the total hardness of water increased very much, chloride contents were also higher. Twenty genera of algae and thirty seven of fauna were found before pollution and nine of algae and twelve of animals were found after pollution. The same authors (1977)<sup>16</sup> found during the study of stream near Peshawar that pH varied from 7.0 to 8.0, dissolved oxygen from 5.8 to 9.9 mg/lit, total alkalinity and hardness were higher. 28 genera of algae, 29 of invertebrates and 14 species of

fishes were found.

Ito and Kuwada (1964)<sup>37</sup> stated that after receiving the waste there was decrease of benthic animals in species number only tolerant species survive, change of dominant species in benthic animals with degrees of pollution: Limnodrilus was in strongly polluted zone, Tendipes in middle and Tendipes and Beatis in weakly polluted, members of Trichoptera, Ephemeroptera and Plecoptera were in clean water. Benthic fauna recovers gradually on the way to down stream with appearance of clean water species.

Nebcker (1974)<sup>62</sup> stated that polychlorinated Biphenyls were more toxic to Daphnia. In case of Tanytarsus there was less toxic and do not emerge abundantly.

Aziz and Sheikh (1974)<sup>75</sup> worked on, "Biological treatment of a local paper mills waste of Lahore", and recommended certain methods for biological treatment of the waste.

Tariq et al. (1974)<sup>76</sup> studied the quality of the waste water of Lahore and the water of the Ravi River after receiving the wastes. In the first run of the pollution survey it was found that there was neither significant reduction in D.O. resources nor increase in B.O.D. of the river water. This was due to high dilution ratio in the river at the time of sampling.

Sowage and Rabe (1973)<sup>68</sup> studied the effects of mine and domestic wastes on macroinvertebrate community structure in the Coeur'd Alene River. Mining, milling and smelting of rich Pb-Ag-ores have contributed fine inorganic solids as well as heavy metal ions Zn, Cd, Cu and Pb. Other industries, including Phosphoric Acid Plant, a Fertilizer Plant and a Saw-Mill, contribute high nutrient wastes and cities discharge untreated domestic sewage directly into the river. Thus three years after trailings of impoundment and reduction in suspended and settled inorganic solids, only very limited benthic communities have colonized the river.

Johnson et al. (1971)<sup>38</sup> found that Invertebrates accumulated residues many times that of surrounding after exposure to 14C-labelled aldrin or DDT at levels 100 ppb (ng/lit). In addition, evidence of marked degradation of these pesticides with specific trophic levels was found. These workers on the basis of their studies suggested that aquatic invertebrates influence the quantity and quality of insecticide residue pass via fish food-chain. Further it is stated that in aquatic ecosystem biological

magnification of insecticides at lower trophic levels provides a method of introduction of these substances to higher trophic levels even through those organisms, many or many not directly exposed to a pesticide.

I started research on, "Productivity of bottom fauna of freshwater bodies and its utilization in Punjab , N.W.F.P. and Azad Kashmir," since 1964. Latter, the effects of rains and pollution was studied on bottom fauna. As no work was done on Mayflies (Order: Ephemeroptera) , I started taxonomy of Mayflies in 1967 and described several new species. ~~In~~ ~~the~~ ~~working~~ ~~on~~ , "Effect of Different Kinds and Degrees of Pollution on Aquatic Organisms of Pakistan", under PL-480 (1974-1977) and the Co-operative Scientist after the completion of the project gave the following comments:

**New Information Resulting from the Research:**

1. Survey of the aquatic organisms of Pakistan was completed.
2. An inventory of physical and chemical properties of the water resources of Pakistan was completed.
3. The food of 65 species of fishes was determined.
4. The taxonomy of 9 groups of aquatic organisms was worked out and published in scientific literature.
5. Indicator species were identified for various types of organic and chemical water pollution.
6. A total of 59 scientific papers have been published from the study and a few more in progress. The enrichment of scientific literature will have obvious ripple effects in stimulating further research.

In "International Standards For Drinking Water", published by W.H.O. (1971)<sup>82</sup> , the standards are given which have been adopted as in whole or in part by a number of countries as applicable in deciding the factors for pure and acceptable water.

**International Standard for Drinking Water. W.H.O. (1971).**

| Water Quality     | Highest desirable | Maximum permissible |
|-------------------|-------------------|---------------------|
| pH range          | 7.0 to 8.5        | 6.5 to 9.2          |
| Total hardness    | 100 mg/lit        | 500 mg/lit.         |
| Calcium           | 75 mg/lit.        | 200 mg/lit.         |
| Chloride (as Cl.) | 200 mg/lit.       | 600 mg/lit.         |

Magnesium (as  $Mg^{++}$ )

30 mg/lit

150 mg/lit.

Towns (1978)<sup>78</sup> gave a list of 130 species of benthic insects found in Waitakere River and its tributaries and notes on 17 little known insects. The same author (1979) wrote on Zonati of fresh water invertebrate communities of New Zealand Kauri forest stream.

(3). Plan of Work:

The collection of water samples, algae, micro, macrofauna and bottom fauna was done on monthly basis from the 6 following places from June 1978 to May 1979.

1. The Leh stream before Zero Point, Islamabad.
2. The Leh stream after Zero Point, Islamabad.
3. Tanewali Kas, a tributary No. III after receiving the effluent of industries in sector I/9, Islamabad.
4. The Leh after confluence with its tributaries near Sewerage Treatment Plant, F-Block Satellite Town, Rawalpindi.
5. The Leh, Daryabad.
6. The Leh near Scan Camp.

Next year, June 1979 to May 1980, the collection was done from the following places:

1. Tanewali Kas before receiving the effluents of Industries of I/9, Islamabad.
2. Badarwali Kas, the IVth tributary of the Leh near Sewerage Treatment Plant, while the rest 3 - 6 stations were the same as in the previous year.

(4). Methods.

Physico-chemical nature.

Surface water was collected in plastic bottles in field. pH was determined by battery-operated pH meter, temperature measurements were made in degrees centigrade, phenolphthalein and total alkalinity were determined by titrating samples against 0.0  $H_2SO_4$  using phenolphthalein and methyl orange as indicators. Alkalinity was expressed in terms of  $CaCO_3$  mg/lit. Dissolved oxygen was determined by Winkler's method with Azide modification. Calcium as  $Ca^{++}$  hardness and total hardness were determined by

Complexometric titration by using O.OIM E.D.T.A.; Murexide and Erichrome Black T as indicators; chlorides were determined by Argentometric method; nitrates by colorimeter. Sodium, potassium and magnesium were determined by Flame Analyser.

Algae were collected by plankton net, hand picking, scrapping and squeezing the submerged vegetation. They were preserved in 3 to 4% formalin. Planktons and microfauna was collected by plankton net, preserved in 3 to 4% formalin. Macroinvertebrates were collected by dipnet, Surber One Square Foot Sampler and Ekman Dr Dredge. Bottom fauna was collected by Surber One Square Foot Sampler and Ekman Dredge. These samples were washed through sieves and were preserved in wide mouthed bottles in 8-10 formalin. In the laboratory, bottom fauna samples were again washed, placed in petri dishes, identified sorted and the organisms of each samples were dried on blotters and weighed in chemical balance. In this manner the productivity of bottom fauna was determined by number and weight per unit area. Fishes and frogs were caught by drag nets and preserved in 8% formalin.

(5). Results.

In the Annual Report May 1979, the data of the stations 1-6 was given. This year from June 1979 to May 1980, the data was taken from two different places in Islamabad i.e, station 1 and rest stations were the same as in the previous year.

|   |        |         |
|---|--------|---------|
| 1. Physico-chemical nature of water.  | Tables | 1 - 12  |
| 2. Flora  | "      | 13 - 24 |
| 3. Microfauna   | "      | 25 - 36 |
| 4. Macrofauna   | "      | 37 - 48 |
| 5. Bottom fauna   | "      | 49 - 60 |
| 6. Graphic representation of dissolved oxygen, Na <sup>+</sup> and K <sup>+</sup> . | "      | 61      |
| 7. Micro- macrofauna and productivity of bottom fauna.                              | "      | 62      |

The non-polluted water of the Leh and its tributaries

The non-polluted water of the Leh and its tributaries was usually clear but after rains it becomes muddy. Tanewali Kas, a tributary, when gets the effluents of the industrial complex Islamabad becomes milky in colour in sector I/9. The water of the Leh near Satellite Town becomes brown and the bottom black due to putrefaction, this condition prevails throughout in the downstream up to the Soan Camp.

The lowest air and water temperatures were  $10^{\circ}\text{C}$  and  $8^{\circ}\text{C}$  respectively in the month of December, and highest temperatures were  $34^{\circ}\text{C}$  and  $32^{\circ}\text{C}$  in the month of July. pH of water varied from 6.0 to 7.6. Dissolved oxygen was usually low in polluted water, sometimes was absent, it varied from 6.2 mg/lit to 12.0 mg/lit in non-polluted water. Total alkalinity was varied from 58 to 400, total hardness 186 to 460, calcium as  $\text{Ca}^{++}$  from 42 to 200, magnesium as  $\text{Mg}^{++}$  from 2.4 to 57.6,  $\text{Na}^{+}$  from 12 to 67,  $\text{K}^{+}$  from 1.5 to 26; chlorides from 20 to 200 and nitrates from 1.3 to 5.8 mg/lit. Sodium absorption ratio (S.A.R.) values varied from 2.0 to 14.2.

Within two years the total number of algal species found in the Leh and its tributaries, were 54 and angiospermic plants were 4. A few plants were found only in non-polluted water eg. Oedogonium sp., Microspora sp., Mcugeotia sp., Coelastrum sp., Hydrodictyon sp., Potamogeton perfoliatus, Hydrilla verticellata and Typha angusta, while some were found only in polluted water such as Euglena, sp., Phacus sp., Microcystis sp., and Lyngbya sp.

Nearly 100 species of microinvertebrates were found including protozoans, rotifers, round worms, crustaceans and their larvae. Mesodinium sp., Spirozoona sp., Homalozoon sp., Wolga sp. and Alonella sp. were found only in non-polluted water, many species were found in both non-polluted and polluted water. Amphileptus sp., Trachelophyllum sp., Psychoda sp., Histrio sp., Carchesium sp. and Epistylis sp. were found in polluted water only.

Macrofauna included planarians, annelids, insects (young and adults) molluscs, fishes, frogs and tortoises. About 100 species of macrofauna were found. Many species such as certain insects and



Table 1 Physico-Chemical Nature of Water of the Leh Stream, Rawalpindi, June 1979.

|                                       | Station 1. | Station 2. | Station 3. | Station 4. | Station 5. | Station 6. |
|---------------------------------------|------------|------------|------------|------------|------------|------------|
| Air temperature °C                    | 25         | 26         | 31         | 27         | 30         | 30         |
| Water temperature °C                  | 27         | 25         | 30         | 29         | 25         | 26         |
| pH                                    | 7.4        | 7.3        | 7.2        | 7.1        | 7.2        | 7.4        |
| Dissolved oxygen mg/lit.              | 9.5        | 9.0        | 3.0        | 4.3        | 5.0        | 1.0        |
| D.O. Saturation %                     | 117.2      | 107.1      | 39.47      | 55.12      | 59.5       | 12.19      |
| Total alkalinity mg/lit.              | 280        | 350        | 320        | 340        | 320        | 480        |
| Total hardness mg/lit.                | 250        | 320        | 220        | 260        | 280        | 380        |
| Calcium as Ca <sup>++</sup> mg/lit.   | 84         | 116        | 80         | 99.2       | 104        | 128        |
| Magnesium as Mg <sup>++</sup> mg/lit. | 9.6        | 7.2        | 4.8        | 2.88       | 4.80       | 14.40      |
| Na <sup>+</sup> (Sodium) mg/lit       | 22         | 22         | 38         | 32         | 56         | 60         |
| K <sup>+</sup> (Potassium) mg/lit.    | 3          | 4.2        | 4.2        | 6          | 16         | 20         |
| Chlorides mg/lit.                     | 21         | 19         | 31         | 30         | 37         | 37.7       |
| Nitrates mg/lit.                      | Nil        | 1.7        | 1.3        | 2.6        | 2.4        | 1.8        |
| S.A.R.* Value mg/lit.                 | 4.5        | 4.0        | 8.3        | 6.33       | 10.7       | 10.8       |

Tap water Na<sup>+</sup> (Sodium) = 22 mg/lit.

K<sup>+</sup> (Potassium) = 1.5 mg/lit.

\* Sodium Absorption Ratio Value.

Table 2 Physico-Chemical Nature of Water of the Leh Stream, Rawalpindi, July 1979.

|                                       | Station 1. | Station 2. | Station 3. | Station 4. | Station 5. | Station 6. |
|---------------------------------------|------------|------------|------------|------------|------------|------------|
| Air temperature °C                    | 32         | 31         | 31         | 34         | 33         | 32         |
| Water temperature °C                  | 28         | 28         | 31         | 32         | 28         | 27         |
| pH                                    | 7.1        | 7.2        | 7.1        | 7.2        | 7.3        | 7.4        |
| Dissolved Oxygen mg/lit.              | 6.2        | 9.0        | 4.5        | 5.8        | 3.8        | 4.2        |
| Total alkalinity mg/lit.              | 300        | 320        | 360        | 280        | 290        | 280        |
| Total hardness mg/lit.                | 270        | 300        | 280        | 270        | 300        | 330        |
| Calcium as Ca <sup>++</sup> mg/lit.   | 80         | 60         | 70         | 60         | 90         | 65         |
| Magnesium as Mg <sup>++</sup> mg/lit. | 8.6        | 7.0        | 4.5        | 2.5        | 4.2        | 15         |
| Na <sup>+</sup> (Sodium) mg/lit.      | 20         | 20         | 35         | 32         | 50         | 60         |
| K <sup>+</sup> (Potassium) mg/lit.    | 3.2        | 4.2        | 4.6        | 6          | 15         | 19         |
| Chlorides mg/lit.                     | 25         | 20         | 30         | 31         | 35         | 38         |
| Nitrates mg/lit.                      | Nil        | Nil        | 1.3        | 2.0        | 2.4        | 1.6        |
| S.A.R. Value mg/lit,                  | 5.0        | 5.4        | 9.2        | 6.8        | 8.5        | 9.25       |

Table 3 Physico-Chemical Nature of Water of the Leh Stream, Rawalpindi, August 1979.

|                                       | Station 1. | Station 2. | Station 3. | Station 4. | Station 5. | Station 6. |
|---------------------------------------|------------|------------|------------|------------|------------|------------|
| Air temperature °C                    | 30         | 30         | 20         | 20         | 30         | 25         |
| Water temperature °C                  | 20         | 25         | 18         | 15         | 25         | 20         |
| pH.                                   | 7          | 7          | 7          | 7          | 7          | 6.7        |
| Dissolved Oxygen mg/lit.              | 5.4        | 9.3        | 9.5        | 7          | 6.5        | 3.5        |
| D.O. Saturation %                     | 58         | 110.9      | 99.6       | 68.9       | 77.56      | 38.16      |
| Total alkalinity mg/lit.              | 320        | 180        | 320        | 340        | 320        | 360        |
| Total hardness mg/lit.                | 254        | 246        | 280        | 186        | 220        | 276        |
| Calcium as Ca <sup>++</sup> mg/lit.   | 96         | 88         | 73.6       | 42.4       | 52.0       | 60.8       |
| Magnesium as Mg <sup>++</sup> mg/lit. | 3.3        | 6.24       | 23.0       | 19.20      | 21.6       | 29.76      |
| Na <sup>+</sup> (Sodium) mg/lit.      | 40         | 23         | 27         | 55         | 41         | 67         |
| K <sup>+</sup> (Potassium) mg/lit.    | 1.5        | 2.5        | 4          | 7          | 5          | 12         |
| Chlorides mg/lit.                     | 28         | 31         | 35         | 46         | 42         | 58         |
| Nitrates mg/lit.                      | Nil        | 2.5        | 3.6        | 4.0        | 3.5        | 3.1        |
| S.A.R. Value mg/lit.                  | 8          | 4.79       | 5.5        | 14.10      | 3.6        | 14.2       |

Table 4 Physico-Chemical Nature of Water of the Leh Stream, Rawalpindi, Sept. 1979

|                                       | Station 1. | Station 2. | Station 3. | Station 4. | Station 5. | Station 6. |
|---------------------------------------|------------|------------|------------|------------|------------|------------|
| Air temperature °C                    | 29         | 25         | 21.5       | 25         | 25         | 31         |
| Water temperature °C                  | 20         | 21         | 21.5       | 21         | 20         | 23         |
| pH.                                   | 7          | 7          | 7          | 7          | 6.7        | 7          |
| Dissolved Oxygen mg/lit.              | 11         | 8.5        | 8          | 8.5        | 3.5        | 3.1        |
| D.O. Saturation %                     | 119.8      | 94.5       | 88.9       | 94.5       | 38.1       | 36         |
| Total alkalinity mg/lit.              | 360        | 400        | 460        | 300        | 360        | 340        |
| Total hardness mg/lit.                | 200        | 280        | 240        | 240        | 260        | 280        |
| Calcium as Ca <sup>++</sup> mg/lit.   | 60         | 96         | 88         | 72         | 96         | 73.6       |
| Magnesium as Mg <sup>++</sup> mg/lit. | 12         | 9.6        | 4.8        | 14         | 4.8        | 13.4       |
| Na <sup>+</sup> (Sodium) mg/lit.      | 20.8       | 26         | 30         | 36         | 45         | 52         |
| K <sup>+</sup> (Potassium) mg/lit.    | 1.6        | 3          | 8          | 7.2        | 14         | 18.5       |
| Chlorides mg/lit.                     | 21         | 25         | 19         | 21         | 32         | 38         |
| Nitrates mg/lit.                      | 1.5        | 1.0        | 3.1        | 2.5        | 3.0        | 3.5        |
| S.A.R. Value mg/lit.                  | 4.71       | 5.09       | 6.25       | 7.7        | 9.6        | 11.1       |

Table 5 Physico-Chemical Nature of Water of the Leh Stream, Rawalpindi, Oct. 1979.

|                                       | Station 1. | Station 2. | Station 3. | Station 4. | Station 5. | Station 6. |
|---------------------------------------|------------|------------|------------|------------|------------|------------|
| Air temperature °C                    | 19         | 19         | 17         | 18         | 18         | 20         |
| Water temperature °C                  | 18         | 17         | 18         | 15         | 15         | 18         |
| pH.                                   | 7          |            | 6          | 6.5        | 6.7        | 7          |
| Dissolved Oxygen mg/lit.              | 11.5       | 12         | 3.1        | 1.5        | 1.7        | 3.3        |
| D.O. Saturation %                     | 120.5      | 123.2      | 31.8       | 14.7       | 16.7       | 34.6       |
| Total alkalinity mg/lit.              | 290        | 360        | 380        | 340        | 400        | 415        |
| Total hardness mg/lit.                | 210        | 280        | 280        | 242        | 280        | 260        |
| Calcium as Ca <sup>++</sup> mg/lit.   | 80         | 88         | 64         | 65.6       | 48         | 72         |
| Magnesium as Mg <sup>++</sup> mg/lit. | 2.4        | 14.4       | 4.8        | 18.6       | 38.4       | 43.3       |
| Na <sup>+</sup> (Sodium) mg/lit.      | 21         | 26         | 27         | 30         | 40         | 60         |
| K <sup>+</sup> (potassium) mg/lit.    | 116        | 316        | 0.6        | 6.8        | 16.1       | 21         |
| S.A.R. Values mg/lit.                 | 4.6        | 5.35       | 6.5        | 6.6        | 9.6        | 8.8        |
| Chlorides mg/lit.                     | 21         | 18         | 17         | 23         | 36         | 48         |

Table 6 Physico-Chemical Nature of Water of the Leh Stream, Rawalpindi, Nov. 1979.

|                                       | Station 1. | Station 2. | Station 3. | Station 4. | Station 5. | Station 6. |
|---------------------------------------|------------|------------|------------|------------|------------|------------|
| Air temperature °C                    | 20         | 15         | 15         | 20         | 18         | 18         |
| Water temperature °C                  | 15         | 13         | 13         | 15         | 16         | 15         |
| pH.                                   | 7.2        | 7.6        | 6          | 6          | 6.5        | 6.7        |
| Dissolved Oxygen mg/lit.              | 9.5        | 10         | 4.2        | Nil        | 2.8        | 4.6        |
| D.O. Saturation %                     | 93.6       | 94.3       | 40         | Nil        | 28.1       | 45.3       |
| Total alkalinity mg/lit.              | 184        | 180        | 306        | 300        | 306        | 324        |
| Total hardness mg/lit.                | 300        | 340        | 360        | 400        | 340        | 340        |
| Calcium as Ca <sup>++</sup> mg/lit.   | 64         | 104        | 80         | 72         | 72         | 88         |
| Magnesium as Mg <sup>++</sup> mg/lit. | 33.6       | 19.2       | 38.4       | 53         | 38         | 28.8       |
| Na <sup>+</sup> (Sodium) mg/lit.      | 20         | 26         | 44         | 34         | 48         | 52         |
| K <sup>+</sup> (Potassium) mg/lit.    | 1.6        | 3.2        | 6.4        | 5.2        | 13.2       | 18         |
| Chlorides mg/lit.                     | 19         | 16         | 17         | 19         | 32         | 36         |
| S.A.R. Value mg/lit.                  | 4          | 4.8        | 8.1        | 6          | 9.2        | 9.66       |

Table 7 Physico-Chemical Nature of Water of the Leh Stream, Rawalpindi, Dec. 1979.

|                                       | Station 1. | Station 2. | Station 3. | Station 4. | Station 5. | Station 6. |
|---------------------------------------|------------|------------|------------|------------|------------|------------|
| Air temperature °C                    | 12         | 11         | 11         | 12         | 10         | 15         |
| Water temperature °C.                 | 10         | 10         | 12.5       | 13         | 8          | 13         |
| pH.                                   | 7.0        | 7.2        | 7.4        | 7.1        | 7.0        | 7.3        |
| Dissolved Oxygen mg/lit.              | 11.2       | 10.3       | 8.4        | 4.1        | 2.3        | 3.1        |
| D.O. Saturation %                     | 98.85      | 90.9       | 77.5       | 38.7       | 19.4       | 30         |
| Total alkalinity mg/lit.              | 280        | 300        | 380        | 290        | 240        | 380        |
| Total hardness mg/lit.                | 300        | 280        | 290        | 284        | 386        | 480        |
| Calcium as Ca <sup>++</sup> mg/lit.   | 84.8       | 91.2       | 99.2       | 108.8      | 124.8      | 107.2      |
| Magnesium as Mg <sup>++</sup> mg/lit. | 21.12      | 12.48      | 10.08      | 2.88       | 18.24      | 50.8       |
| Na <sup>+</sup> (Sodium) mg/lit.      | 34         | 25.6       | 26         | 34         | 40         | 50         |
| K <sup>+</sup> (Potassium) mg/lit.    | 2.8        | 3.2        | 7.2        | 6.8        | 14.2       | 24         |
| Chlorides mg/lit.                     | 16         | 21         | 27         | 22         | 33         | 59         |
| Nitrates mg/lit.                      | 0.18       | Nil        | 3.8        | 2.5        | 1.5        | 0.95       |
| S.A.R. Value mg/lit.                  | 6.2        | 3.2        | 3.2        | 4.1        | 4.4        | 5.6        |

Table 8 Physico-Chemical Nature of Water of the Leh Stream, Rawalpindi, Jan. 1980.

|                                       | Station 1. | Station 2. | Station 3. | Station 4. | Station 5. | Station 6. |
|---------------------------------------|------------|------------|------------|------------|------------|------------|
| Air temperature °C                    | 16         | 15         | 15         | 16         | 10         | 12         |
| Water temperature °C                  | 15         | 18         | 15         | 15         | 9          | 10         |
| pH.                                   | 7.3        | 7.2        | 7.1        | 7.0        | 7.1        | 7.3        |
| Dissolved Oxygen mg/lit.              | 6.1        | 5.3        | 6.1        | 4.3        | 3.7        | 3.1        |
| D.O. Saturation %                     | 53.8       | 55.5       | 53.9       | 37.8       | 31.9       | 27.4       |
| Total alkalinity mg/lit.              | 282        | 266        | 428        | 350        | 276        | 374        |
| Total hardness mg/lit.                | 350        | 234        | 200        | 280        | 350        | 372        |
| Calcium as Ca <sup>++</sup> mg/lit.   | 76         | 88         | 20         | 10.4       | 64         | 80         |
| Magnesium as Mg <sup>++</sup> mg/lit. | 38.4       | 2.8        | 36         | 17.28      | 45.6       | 41.28      |
| Na <sup>+</sup> (Sodium) mg/lit.      | 22         | 24.8       | 102        | 30.4       | 32         | 48         |
| K <sup>+</sup> (Potassium) mg/lit.    | 6.4        | 2          | 2          | 6          | 2          | 8          |
| Chlorides mg/lit.                     | 12         | 18         | 31         | 33         | 22         | 55         |
| Nitrates mg/lit.                      | 2.0        | 1.5        | 2.5        | 1.6        | 3.5        | 3.8        |
| S.A.R. Value mg/lit.                  | 4.1        | 5.2        | 27.2       | 11.5       | 6.1        | 8.71       |



Table 9 Physico-Chemical Nature of Water of the Leh Stream, Rawalpindi, February 1980.

|                                       | Station 1. | Station 2. | Station 3. | Station 4. | Station 5. | Station 6. |
|---------------------------------------|------------|------------|------------|------------|------------|------------|
| Air temperature °C                    | 13         | 14         | 13         | 15         | 16         | 14         |
| Water temperature °C                  | 14         | 13         | 15         | 16         | 14         | 13         |
| pH.                                   | 7.1        | 7.2        | 7.3        | 7.2        | 7.4        | 7.3        |
| Dissolved Oxygen mg/lit.              | 9.0        | 8.5        | 4.5        | 5.5        | 6.0        | 3.2        |
| D.O. Saturation mg/lit.               |            |            |            |            |            |            |
| Total alkalinity mg/lit.              | 100        | 120        | 120        | 140        | 200        | 210        |
| Total Hardness mg/lit.                | 380        | 392        | 390        | 340        | 400        | 380        |
| Calcium as Ca <sup>++</sup> mg/lit    | 90         | 100        | 112        | 108        | 80         | 88         |
| Magnesium as Mg <sup>++</sup> mg/lit. | 32.0       | 26.0       | 18.0       | 50.2       | 52.6       | 40.2       |
| Na <sup>+</sup> (Sodium) mg/lit.      | 15         | 20         | 18         | 25         | 35         | 30         |
| K <sup>+</sup> (Potassium) mg/lit.    | 2.0        | 3.5        | 3.0        | 4.0        | 1.0        | 12         |
| Chlorides mg/lit.                     | 20         | 25         | 35         | 30         | 35         | 50         |
| Nitrates mg/lit.                      | 0.15       | 0.5        | 1.2        | 1.4        | 1.0        | 1.3        |
| S.A.R. Value mg/lit.                  | 4.9        | 7.0        | 7.0        | 3.2        | 2.0        | 5.0        |

Table 10 Physico-Chemical Nature of Water of the Leh Stream, Rawalpindi, March 1980.

|                                       | Station 1. | Station 2. | Station 3. | Station 4. | Station 5. | Station 6. |
|---------------------------------------|------------|------------|------------|------------|------------|------------|
| Air temperature °C                    | 16         | 18         | 20         | 20         | 23         | 22         |
| Water temperature °C                  | 12         | 15         | 18         | 18         | 19         | 21         |
| pH.                                   | 7.3        | 7.5        | 7.4        | 7.1        | 7.5        | 7.2        |
| Dissolved Oxygen mg/lit.              | 7          | 6.8        | 10.2       | 10         | 3.5        | Nil        |
| D.O. Saturation %                     | 64.6       | 66.9       | 106.9      | 104.8      | 37.4       | Nil        |
| Total alkalinity mg/lit.              | 158        | 212        | 220        | 210        | 310        | 420        |
| Total hardness mg/lit.                | 180        | 240        | 200        | 220        | 280        | 280        |
| Calcium as Ca <sup>++</sup> mg/lit.   | 148        | 46         | 49.5       | 160        | 72         | 76         |
| Magnesium as Mg <sup>++</sup> mg/lit. | 14.4       | 23.4       | 23.5       | 14.4       | 24         | 21         |
| Na <sup>+</sup> (Sodium) mg/lit.      | 16         | 24         | 28         | 26         | 36         | 50         |
| K <sup>+</sup> (Potassium) mg/lit.    | 4.8        | 6          | 2.4        | 2.8        | 14.4       | 23.1       |
| Chlorides mg/lit.                     | 8          | 11         | 14         | 21         | 36         | 40         |
| Nitrates mg/lit.                      | Nil        | Nil        | 2.4        | 1.4        | 1.5        | 2.0        |
| S.A.R. Value mg/lit.                  | 4.1        | 5.7        | 6.5        | 6.5        | 7.4        | 11.5       |

Table 11 Physico-Chemical Nature of Water of the Leh Stream, Rawalpindi, April 1980.

|                                       | Station 1. | Station 2. | Station 3. | Station 4. | Station 5. | Station 6. |
|---------------------------------------|------------|------------|------------|------------|------------|------------|
| Air temperature °C                    | 21         | 22         | 21         | 25         | 30         | 30         |
| Water temperature °C                  | 22         | 24         | 24         | 22         | 25         | 25         |
| pH.                                   | 7.5        | 7.8        | 7.6        | 7.2        | 7.2        | 7.3        |
| Dissolved Oxygen mg/lit.              | 4.5        | 4.8        | 2.3        | Nil        | Nil        | 1.8        |
| D.O. Saturation %                     | 51.1       | 56.2       | 27         | Nil        | Nil        | 21.5       |
| Total alkalinity mg/lit.              | 320        | 240        | 242        | 334        | 340        | 460        |
| Total hardness mg/lit.                | 320        | 230        | 282        | 290        | 350        | 320        |
| Calcium as Ca <sup>++</sup> mg/lit.   | 18.4       | 65.6       | 62.4       | 76         | 47.5       | 84         |
| Magnesium as Mg <sup>++</sup> mg/lit. | 65         | 16.3       | 29.28      | 24         | 55.2       | 26.4       |
| Na <sup>+</sup> (Sodium) mg/lit.      | 30         | 36         | 52         | 36         | 56         | 60         |
| K <sup>+</sup> (Potassium) mg/lit.    | 6          | 4.8        | 14         | 8          | 22         | 26         |
| Chlorides mg/lit.                     | 27         | 25         | 23         | 23         | 50         | 52         |
| Nitrates mg/lit.                      | 0.15       | Nil        | 2.8        | 1.6        | 3.5        | 3.0        |
| S.A.R. Value mg/lit.                  | 6.6        | 7.9        | 10.8       | 7.2        | 4.34       | 4.9        |

Table 12 Physico-Chemical Nature of Water of the Leh Stream, Rawalpindi, May 1980.

|                                       | Station 1. | Station 2. | Station 3. | Station 4. | Station 5. | Station 6. |
|---------------------------------------|------------|------------|------------|------------|------------|------------|
| Air temperature °C                    | 20         | 20         | 21         | 22         | 27         | 27         |
| Water temperature °C                  | 24         | 25         | 24         | 25         | 25         | 25         |
| pH.                                   | 7.6        | 7.5        | 7.3        | 7.2        | 7.1        | 7.1        |
| Dissolved Oxygen mg/lit.              | 7.2        | 9.1        | 3.4        | 2.8        | Nil        | 2.5        |
| D.O. Saturation %                     | 84.4       | 106.6      | 40         | 33         | Nil        | 30         |
| Total alkalinity mg/lit.              | 320        | 260        | 560        | 320        | 420        | 460        |
| Total hardness mg/lit.                | 272        | 182        | 206        | 246        | 326        | 312        |
| Calcium as Ca <sup>++</sup> mg/lit.   | 68.8       | 32         | 32         | 47.2       | 44.8       | 56.8       |
| Magnesium as Mg <sup>++</sup> mg/lit. | 24         | 23         | 30.4       | 38.10      | 51.36      | 40.8       |
| Na <sup>+</sup> (Sodium) mg/lit.      | 30         | 34         | 56         | 30         | 48         | 56         |
| K <sup>+</sup> (Potassium) mg/lit.    | 7.5        | 5.0        | 10         | 8          | 12         | 24         |
| Chlorides mg/lit.                     | 50         | 20         | 68         | 64         | 60         | 200        |
| Nitrates mg/lit.                      | 0.25       | Nil        | 2.0        | 2.5        | 2.0        | 4.0        |
| S.A.R. Value mg/lit.                  | 6.2        | 9.2        | 14.4       | 6.5        | 9.8        | 11.3       |

JUNE, 1979.

Plants.

Stations.

## ALGAE

PHYLUM: CHLOROPHYTA

CLASS: CHLOROPHYCEAE

|                              | 1 | 2 | 3 | 4 | 5 | 6 |
|------------------------------|---|---|---|---|---|---|
| 1. <u>Chlorella</u> sp.      |   |   |   |   |   |   |
| 2. <u>Chlorococcum</u> sp.   |   |   |   |   |   |   |
| 3. <u>Tetraedron</u> sp.     |   |   |   |   |   |   |
| 4. <u>Closterium</u> sp.     |   |   | + |   |   |   |
| 5. <u>Cosmarium</u> sp.      |   |   |   |   |   |   |
| 6. <u>Pediastrum</u> sp.     |   |   |   | + | + |   |
| 7. <u>Scenedesmus</u> sp.    |   |   |   |   | + |   |
| 8. <u>Coelastrum</u> sp.     |   |   |   |   | + | + |
| 9. <u>Hydrodictyon</u> sp.   |   |   |   |   |   |   |
| 10. <u>Stigeoclonium</u> sp. |   |   |   |   |   |   |
| 11. <u>Rhizoclonium</u> sp.  |   |   |   |   |   |   |
| 12. <u>Cladophora</u> sp.    | + | + |   | + | + |   |
| 13. <u>Mougeotia</u> sp.     |   |   |   |   |   |   |
| 14. <u>Oedogonium</u> sp.    | + | + |   |   | + | + |
| 15. <u>Spirogyra</u> sp.     | + | + | + |   |   |   |
| 16. <u>Ulothrix</u> sp.      | + |   |   |   |   |   |
| 17. <u>Microspora</u> sp.    |   |   |   |   |   |   |
| 18. <u>Tetraspora</u> sp.    |   |   |   |   |   |   |

CLASS: BACILLARIOPHYCEAE

|                              |   |   |   |   |   |   |
|------------------------------|---|---|---|---|---|---|
| 19. <u>Rhizosolenia</u> sp.  |   |   |   | + |   |   |
| 20. <u>Meridion</u> sp.      |   |   | + |   |   |   |
| 21. <u>Amphiprora</u> sp.    |   |   |   |   |   |   |
| 22. <u>Surirella</u> sp.     |   |   |   |   |   |   |
| 23. <u>Gomphonema</u> sp.    | + | + |   | + |   |   |
| 24. <u>Rhoicosphenia</u> sp. | + | + |   |   |   |   |
| 25. <u>Cocconeis</u> sp.     | + | + |   | + | + | + |
| 26. <u>Stauroneis</u> sp.    |   | + |   |   |   |   |
| 27. <u>Diatoma</u> sp.       |   |   |   |   |   |   |
| 28. <u>Diploneis</u> sp.     |   |   |   |   |   |   |
| 29. <u>Fragilaria</u> sp.    | + | + |   | + | + |   |
| 30. <u>Synedra</u> sp.       | + | + |   | + | + |   |
| 31. <u>Mastogloia</u> sp.    | + | + |   | + | + |   |
| 32. <u>Gyrosigma</u> sp.     |   |   |   |   |   |   |
| 33. <u>Pleurosigma</u> sp.   |   |   |   | + |   |   |
| 34. <u>Amphipleura</u> sp.   |   |   |   |   |   |   |
| 35. <u>Anomoeris</u> sp.     |   |   |   | + |   |   |
| 36. <u>Caloneis</u> sp.      |   |   |   |   |   |   |
| 37. <u>Neidium</u> sp.       |   |   | + |   | + |   |
| 38. <u>Pinnularia</u> sp.    | + | + |   |   |   |   |
| 39. <u>Navicula</u> sp.      | + | + | + | + | + | + |

Continued:-

+ = Present, - = Absent.

Plants.

Stations.

|   | 1 | 2 | 3 | 4 | 5 | 6 |
|---|---|---|---|---|---|---|
| 40. <u>Nitzschia</u> sp.                      | + | + | + | + | + | + |
| 41. <u>Cymbella</u> sp.                       | + | + |   | + |   |   |
| PHYLUM: PYRROPHYTA<br>CLASS: DINOPHYCEAE      |   |   |   |   |   |   |
| 42. <u>Ceratium</u> sp.                       |   |   |   |   |   |   |
| PHYLUM: EUGLENOPHYTA<br>CLASS: EUGLENOPHYCEAE |   |   |   |   |   |   |
| 43. <u>Euglen</u> sp.                         |   |   | + | + | + | + |
| 44. <u>Phacus</u> sp.                         |   |   | + |   | + | + |
| PHYLUM: MYXOPHYTA<br>CLASS: MYXOPHYCEAE       |   |   |   |   |   |   |
| 45. <u>Merismopedia</u> sp.                   |   |   |   |   |   |   |
| 46. <u>Chroococcus</u> sp.                    |   |   |   |   |   |   |
| 47. <u>Anacystis</u> sp.                      |   |   |   |   |   |   |
| 48. <u>Spirulina</u> sp.                      | + |   | + | + |   | + |
| 49. <u>Oscillatoria</u> sp.                   | + | + | + | + | + | + |
| 50. <u>Microcoleus</u> sp.                    |   |   |   |   |   |   |
| 51. <u>Lyngbya</u> sp.                        |   |   |   |   |   |   |
| 52. <u>Phormidium</u> sp.                     |   |   |   |   |   |   |
| 53. <u>Coelosphaerium</u> sp.                 |   | + |   |   |   |   |
| 54. <u>Microcystis</u> sp.                    |   |   |   |   |   |   |
| PHYLUM: TRACHEOPHYTA<br>CLASS: ANGIOSPERMAE   |   |   |   |   |   |   |
| 55. <u>Potamogeton perfoliatus</u>            | + |   |   |   |   |   |
| 56. <u>Lemna paucicostata</u>                 |   | + | + | + |   |   |
| 57. <u>Typha angustata</u>                    |   |   |   |   |   |   |
| 58. <u>Hydrilla verticillata</u>              |   |   |   |   |   |   |

Table 14 Flora.

July - 1979.

| Plants.                      | Stations. |   |   |   |   |   |
|------------------------------|-----------|---|---|---|---|---|
|                              | 1         | 2 | 3 | 4 | 5 | 6 |
| ALGAE                        |           |   |   |   |   |   |
| PHYLUM: CHLOROPHYTA          |           |   |   |   |   |   |
| CLASS: CHLOROPHYCEAE         |           |   |   |   |   |   |
| 1. <u>Chlorella</u> sp.      |           | + |   |   |   |   |
| 2. <u>Chlorococcum</u> sp.   |           |   |   |   |   |   |
| 3. <u>Tetraedron</u> sp.     |           |   |   |   |   |   |
| 4. <u>Closterium</u> sp.     |           |   |   | + | + |   |
| 5. <u>Cosmarium</u> sp.      |           |   |   |   |   |   |
| 6. <u>Pediastrum</u> sp.     |           |   |   |   |   |   |
| 7. <u>Scenedesmus</u> sp.    |           |   |   |   |   |   |
| 8. <u>Coelastrum</u> sp.     |           |   |   |   |   |   |
| 9. <u>Hydrodictyon</u> sp.   |           |   |   |   |   |   |
| 10. <u>Stigeoclonium</u> sp. |           |   |   |   |   |   |
| 11. <u>Rhizoclonium</u> sp.  |           |   |   |   |   |   |
| 12. <u>Cladophora</u> sp.    |           | + |   | + |   |   |
| 13. <u>Mougeotia</u> sp.     |           |   |   |   |   |   |
| 14. <u>Oedogonium</u> sp.    |           |   | + |   |   |   |
| 15. <u>Spirogyra</u> sp.     |           |   |   |   |   |   |
| 16. <u>Ulothrix</u> sp.      | +         | + |   |   |   |   |
| 17. <u>Microspora</u> sp.    |           |   | + |   |   |   |
| 18. <u>Tetraspora</u> sp.    |           |   |   |   |   |   |
| CLASS: BACILLARIOPHYCEAE     |           |   |   |   |   |   |
| 19. <u>Rhizosolenia</u> sp.  |           |   |   |   |   |   |
| 20. <u>Meridion</u> sp.      |           |   |   |   |   |   |
| 21. <u>Amphiprora</u> sp.    |           |   |   |   |   |   |
| 22. <u>Surirella</u> sp.     |           |   |   |   |   |   |
| 23. <u>Gomphonema</u> sp.    |           |   |   |   |   |   |
| 24. <u>Rhoicosphenia</u> sp. |           |   |   |   |   |   |
| 25. <u>Cocconeis</u> sp.     |           |   |   |   |   |   |
| 26. <u>Stauroneis</u> sp.    |           |   |   |   |   |   |
| 27. <u>Diatoma</u> sp.       |           | + |   |   |   | + |
| 28. <u>Diploneis</u> sp.     |           |   |   |   |   |   |
| 29. <u>Fragilaria</u> sp.    | +         | + |   |   |   |   |
| 30. <u>Synedra</u> sp.       | +         | + |   |   |   |   |
| 31. <u>Mastogloia</u> sp.    | +         | + |   | + |   |   |
| 32. <u>Gyrosigma</u> sp.     |           | + |   |   |   |   |
| 33. <u>Pleurosigma</u> sp.   |           |   |   |   |   |   |
| 34. <u>Amphipleura</u> sp.   |           |   |   |   |   |   |
| 35. <u>Anomoerneis</u> sp.   |           |   |   |   |   |   |
| 36. <u>Caloneis</u> sp.      |           |   |   |   |   |   |
| 37. <u>Neidium</u> sp.       |           |   |   |   |   |   |
| 38. <u>Pinnularia</u> sp.    |           |   |   |   |   |   |
| 39. <u>Navicula</u> sp.      | +         | + |   | + | + | + |

Continued:-

+ = Present, - = Absent.

Plants.

Stations.

|   | 1 | 2 | 3 | 4 | 5 | 6 |
|---|---|---|---|---|---|---|
| 40. <u>Nitzschia</u> sp.                      | + | + | + | + | + | + |
| 41. <u>Cymbella</u> sp.                       | + | + |   |   |   |   |
| PHYLUM: PYRROPHYTA<br>CLASS: DINOPHYCEAE      |   |   |   |   |   |   |
| 42. <u>Ceratium</u> sp.                       |   |   |   |   |   |   |
| PHYLUM: EUGLENOPHYTA<br>CLASS: EUGLENOPHYCEAE |   |   |   |   |   |   |
| 43. <u>Euglen</u> sp.                         |   |   |   | + | + |   |
| 44. <u>Phacus</u> sp.                         |   |   |   |   |   |   |
| PHYLUM: MYXOPHYTA<br>CLASS: MYXOPHYCEAE       |   |   |   |   |   |   |
| 45. <u>Merismopedia</u> sp.                   |   |   |   |   |   |   |
| 46. <u>Chroococcus</u> sp.                    |   |   |   |   |   |   |
| 47. <u>Anacystis</u> sp.                      |   |   |   |   |   |   |
| 48. <u>Spirulina</u> sp.                      |   |   |   |   |   |   |
| 49. <u>Oscillatoria</u> sp.                   | + | + | + | + | + |   |
| 50. <u>Microcoleus</u> sp.                    |   |   |   |   |   |   |
| 51. <u>Lyngbya</u> sp.                        |   |   | + |   |   |   |
| 52. <u>Phormidium</u> sp.                     |   |   |   | + | + |   |
| 53. <u>Coelosphaerium</u> sp.                 |   |   |   |   |   |   |
| 54. <u>Microcystis</u> sp.                    |   |   |   |   |   |   |
| PHYLUM: TRACHEOPHYTA<br>CLASS: ANGIOSPERMAE   |   |   |   |   |   |   |
| 55. <u>Potamogeton perfoliatus</u>            | + | + |   |   |   |   |
| 56. <u>Lemna paucicostata</u>                 | + |   |   |   |   |   |
| 57. <u>Typha angustata</u>                    |   | + |   |   |   |   |
| 58. <u>Hydrilla verticillata</u>              |   | + |   |   |   |   |



Table 15 Flora.

AUGUST, 1979.

Plants.

Stations.

ALGAE

PHYLUM: CHLOROPHYTA  
CLASS: CHLOROPHYCEAE

1. Chlorella sp.
2. Chlorococcum sp.
3. Tetraedron sp.
4. Closterium sp.
5. Cosmarium sp.
6. Pediastrum sp.
7. Scenedesmus sp.
8. Coelastrum sp.
9. Hydrodictyon sp.
10. Stigeoclonium sp.
11. Rhizoclonium sp.
12. Cladophora sp.
13. Mougeotia sp.
14. Oedogonium sp.
15. Spirogyra sp.
16. Ulothrix sp.
17. Microspora sp.
18. Tetraspora sp.

CLASS: BACILLARIOPHYCEAE

19. Rhizosolenia sp.
20. Meridion sp.
21. Amphiprora sp.
22. Surirella sp.
23. Gomphonema sp.
24. Rhoicosphenia sp.
25. Cocconeis sp.
26. Stauroneis sp.
27. Diatoma sp.
28. Diploneis sp.
29. Fragilaria sp.
30. Synedra sp.
31. Mastogloia sp.
32. Gyrosigma sp.
33. Pleurosigma sp.
34. Amphipleura sp.
35. Anomoerneis sp.
36. Caloneis sp.
37. Neidium sp.
38. Pinnularia sp.
39. Navicula sp.

|                              | 1 | 2 | 3 | 4 | 5 | 6 |
|------------------------------|---|---|---|---|---|---|
| 1. <u>Chlorella</u> sp.      |   |   |   |   |   |   |
| 2. <u>Chlorococcum</u> sp.   |   |   |   |   |   |   |
| 3. <u>Tetraedron</u> sp.     |   |   |   |   |   |   |
| 4. <u>Closterium</u> sp.     |   |   |   | + |   | + |
| 5. <u>Cosmarium</u> sp.      |   |   |   | + |   |   |
| 6. <u>Pediastrum</u> sp.     |   |   |   |   |   |   |
| 7. <u>Scenedesmus</u> sp.    |   |   |   |   |   |   |
| 8. <u>Coelastrum</u> sp.     |   |   |   |   |   |   |
| 9. <u>Hydrodictyon</u> sp.   |   |   |   |   |   |   |
| 10. <u>Stigeoclonium</u> sp. |   |   |   |   |   |   |
| 11. <u>Rhizoclonium</u> sp.  |   |   |   |   |   |   |
| 12. <u>Cladophora</u> sp.    | + | + |   | + |   |   |
| 13. <u>Mougeotia</u> sp.     | + | + |   |   |   |   |
| 14. <u>Oedogonium</u> sp.    | + | + | + |   |   |   |
| 15. <u>Spirogyra</u> sp.     |   |   | + |   |   |   |
| 16. <u>Ulothrix</u> sp.      | + |   |   | + | + |   |
| 17. <u>Microspora</u> sp.    | + |   |   |   |   |   |
| 18. <u>Tetraspora</u> sp.    | + |   |   |   |   |   |
| 19. <u>Rhizosolenia</u> sp.  |   |   |   |   |   |   |
| 20. <u>Meridion</u> sp.      |   |   |   |   |   |   |
| 21. <u>Amphiprora</u> sp.    |   |   |   |   |   |   |
| 22. <u>Surirella</u> sp.     |   |   |   |   |   | + |
| 23. <u>Gomphonema</u> sp.    |   |   |   |   |   |   |
| 24. <u>Rhoicosphenia</u> sp. |   |   |   | + |   |   |
| 25. <u>Cocconeis</u> sp.     |   |   |   |   |   |   |
| 26. <u>Stauroneis</u> sp.    |   | + |   | + | + |   |
| 27. <u>Diatoma</u> sp.       |   |   |   |   |   |   |
| 28. <u>Diploneis</u> sp.     |   |   |   |   |   |   |
| 29. <u>Fragilaria</u> sp.    | + |   | + | + |   | + |
| 30. <u>Synedra</u> sp.       | + | + | + | + |   | + |
| 31. <u>Mastogloia</u> sp.    |   |   |   |   |   |   |
| 32. <u>Gyrosigma</u> sp.     |   |   | + | + |   |   |
| 33. <u>Pleurosigma</u> sp.   |   |   |   |   |   |   |
| 34. <u>Amphipleura</u> sp.   |   |   |   |   |   | + |
| 35. <u>Anomoerneis</u> sp.   |   |   |   |   |   |   |
| 36. <u>Caloneis</u> sp.      |   |   |   |   |   |   |
| 37. <u>Neidium</u> sp.       |   | + |   | + |   |   |
| 38. <u>Pinnularia</u> sp.    | + |   |   | + |   |   |
| 39. <u>Navicula</u> sp.      | + | + | + | + | + | + |

Continued:-

+ + Present , - = Absent.

Plants.

Stations.

|   | 1 | 2 | 3 | 4 | 5 | 6 |
|---|---|---|---|---|---|---|
| 40. <u>Nitzschia</u> sp.                      | + | + | + | + | + | + |
| 41. <u>Cymbella</u> sp.                       |   | + |   | + | + |   |
| PHYLUM: PYRROPHYTA<br>CLASS: DINOPHYCEAE      |   |   |   |   |   |   |
| 42. <u>Ceratium</u> sp.                       |   |   |   |   |   | + |
| PHYLUM: EUGLENOPHYTA<br>CLASS: EUGLENOPHYCEAE |   |   |   |   |   |   |
| 43. <u>Euglen</u> sp.                         | + | + | + | + | + | + |
| 44. <u>Phacus</u> sp.                         |   |   |   | + |   | + |
| PHYLUM: MYXOPHYTA<br>CLASS: MYXOPHYCEAE       |   |   |   |   |   |   |
| 45. <u>Merismopedia</u> sp.                   |   |   |   |   |   |   |
| 46. <u>Chroococcus</u> sp.                    | + |   |   |   | + |   |
| 47. <u>Anacystis</u> sp.                      |   |   |   |   |   |   |
| 48. <u>Spirulina</u> sp.                      |   |   |   | + |   | + |
| 49. <u>Oscillatoria</u> sp.                   | + | + | + | + | + | + |
| 50. <u>Microcoleus</u> sp.                    |   |   |   |   |   |   |
| 51. <u>Lyngbya</u> sp.                        |   |   |   | + |   |   |
| 52. <u>Phormidium</u> sp.                     | + |   |   |   |   |   |
| 53. <u>Coelosphaerium</u> sp.                 |   |   |   |   |   | + |
| 54. <u>Microcystis</u> sp.                    |   |   |   |   | + |   |
| PHYLUM: TRACHEOPHYTA<br>CLASS: ANGIOSPERMAE   |   |   |   |   |   |   |
| 55. <u>Potamogeton perfoliatus</u>            | + |   |   |   |   |   |
| 56. <u>Lemna paucicostata</u>                 |   |   |   |   |   |   |
| 57. <u>Typha angustata</u>                    |   |   |   |   |   |   |
| 58. <u>Hydrilla verticillata</u>              |   |   |   |   |   |   |

Table 16 Flora.

Sept. 1979.

| Plants.                      | Stations. |   |   |   |   |   |
|------------------------------|-----------|---|---|---|---|---|
|                              | 1         | 2 | 3 | 4 | 5 | 6 |
| ALGAE                        |           |   |   |   |   |   |
| PHYLUM: CHLOROPHYTA          |           |   |   |   |   |   |
| CLASS: CHLOROPHYCEAE         |           |   |   |   |   |   |
| 1. <u>Chlorella</u> sp.      |           |   |   |   |   |   |
| 2. <u>Chlorococcum</u> sp.   |           |   |   |   |   |   |
| 3. <u>Tetraedron</u> sp.     |           | + | + | + | + | + |
| 4. <u>Closterium</u> sp.     |           |   |   |   |   |   |
| 5. <u>Cosmarium</u> sp.      |           |   |   |   |   |   |
| 6. <u>Pediastrum</u> sp.     |           |   | + |   |   |   |
| 7. <u>Scenedesmus</u> sp.    |           |   |   |   |   |   |
| 8. <u>Coelastrum</u> sp.     |           |   |   |   |   |   |
| 9. <u>Hydrodictyon</u> sp.   |           |   |   |   |   |   |
| 10. <u>Stigeoclonium</u> sp. |           |   |   |   |   |   |
| 11. <u>Rhizoclonium</u> sp.  |           |   |   |   |   |   |
| 12. <u>Cladophora</u> sp.    | +         | + |   | + | + |   |
| 13. <u>Mougeotia</u> sp.     |           | + |   |   |   |   |
| 14. <u>Oedogonium</u> sp.    | +         | + |   |   | + | + |
| 15. <u>Spirogyra</u> sp.     | +         | + | + | + | + |   |
| 16. <u>Ulothrix</u> sp.      |           |   |   |   |   |   |
| 17. <u>Microspora</u> sp.    |           |   |   |   |   |   |
| 18. <u>Tetraspora</u> sp.    |           |   |   |   | + |   |
| CLASS: BACILLARIOPHYCEAE     |           |   |   |   |   |   |
| 19. <u>Rhizosolenia</u> sp.  |           |   |   |   |   |   |
| 20. <u>Meridion</u> sp.      |           |   |   |   |   |   |
| 21. <u>Amphiprora</u> sp.    |           |   |   |   |   |   |
| 22. <u>Surirella</u> sp.     |           |   |   |   |   |   |
| 23. <u>Gomphonema</u> sp.    | +         | + | + | + | + |   |
| 24. <u>Rhoicosphenia</u> sp. | +         | + | + |   |   |   |
| 25. <u>Cocconeis</u> sp.     | +         | + | + | + |   | + |
| 26. <u>Stauroneis</u> sp.    |           | + |   |   |   |   |
| 27. <u>Diatoma</u> sp.       |           |   |   |   |   |   |
| 28. <u>Diploneis</u> sp.     |           |   |   |   |   |   |
| 29. <u>Fragilaria</u> sp.    | +         | + | + | + | + |   |
| 30. <u>Synedra</u> sp.       | +         | + | + |   | + | + |
| 31. <u>Mastogloia</u> sp.    |           |   |   |   |   | + |
| 32. <u>Gyrosigma</u> sp.     | +         |   |   |   |   |   |
| 33. <u>Pleurosigma</u> sp.   |           |   |   |   |   |   |
| 34. <u>Amphipleura</u> sp.   |           |   |   |   |   |   |
| 35. <u>Anomoerneis</u> sp.   |           |   |   |   |   |   |
| 36. <u>Caloneis</u> sp.      |           | + | + |   | + |   |
| 37. <u>Neidium</u> sp.       |           | + |   |   | + |   |
| 38. <u>Pinnularia</u> sp.    |           |   |   |   |   |   |
| 39. <u>Navicula</u> sp.      |           | + | + | + | + | + |

Continued:-

+ = Present, - = Absent.

Plants.

Stations.

|   | 1 | 2 | 3 | 4 | 5 | 6 |
|---|---|---|---|---|---|---|
| 40. <u>Nitzschia</u> sp.                      | + |   | + | + | + | + |
| 41. <u>Cymbella</u> sp.                       | + | + | + | + |   |   |
| PHYLUM: PYRROPHYTA<br>CLASS: DINOPHYCEAE      |   |   |   |   |   |   |
| 42. <u>Ceratium</u> sp.                       |   |   |   |   |   |   |
| PHYLUM: EUGLENOPHYTA<br>CLASS: EUGLENOPHYCEAE |   |   |   |   |   |   |
| 43. <u>Euglen</u> sp.                         |   |   | + | + |   | + |
| 44. <u>Phacus</u> sp.                         |   |   |   | + |   | + |
| PHYLUM: MYXOPHYTA<br>CLASS: MYXOPHYCEAE       |   |   |   |   |   |   |
| 45. <u>Merismopedia</u> sp.                   |   |   |   |   |   |   |
| 46. <u>Chroococcus</u> sp.                    |   |   |   |   |   |   |
| 47. <u>Anacystis</u> sp.                      |   |   |   |   |   |   |
| 48. <u>Spirulina</u> sp.                      |   |   |   |   |   |   |
| 49. <u>Oscillatoria</u> sp.                   |   | + | + |   | + | + |
| 50. <u>Microcoleus</u> sp.                    | + |   |   |   |   |   |
| 51. <u>Lyngbya</u> sp.                        |   |   |   |   |   |   |
| 52. <u>Phormidium</u> sp.                     | + |   |   |   |   |   |
| 53. <u>Coelosphaerium</u> sp.                 |   |   |   |   |   |   |
| 54. <u>Microcystis</u> sp.                    |   |   |   |   |   |   |
| PHYLUM: TRACHEOPHYTA<br>CLASS: ANGIOSPERMAE   |   |   |   |   |   |   |
| 55. <u>Potamogeton perfoliatus</u>            | + | + |   |   |   |   |
| 56. <u>Lemna paucicostata</u>                 |   |   |   |   |   |   |
| 57. <u>Typha angustata</u>                    |   |   |   |   |   |   |
| 58. <u>Hydrilla verticillata</u>              |   |   |   |   |   |   |

Table 17 Flora.

Oct, 1979.

| Plants.                      | Stations. |   |   |   |   |   |
|------------------------------|-----------|---|---|---|---|---|
|                              | 1         | 2 | 3 | 4 | 5 | 6 |
| ALGAE                        |           |   |   |   |   |   |
| PHYLUM: CHLOROPHYTA          |           |   |   |   |   |   |
| CLASS: CHLOROPHYCEAE         |           |   |   |   |   |   |
| 1. <u>Chlorella</u> sp.      |           |   |   |   |   |   |
| 2. <u>Chlorococcum</u> sp.   |           |   |   |   |   |   |
| 3. <u>Tetraedron</u> sp.     |           |   |   |   |   |   |
| 4. <u>Closterium</u> sp.     | +         | + |   | + | + | + |
| 5. <u>Cosmarium</u> sp.      |           | + |   |   |   |   |
| 6. <u>Pediastrum</u> sp.     |           |   |   |   |   |   |
| 7. <u>Scenedesmus</u> sp.    |           |   |   |   |   |   |
| 8. <u>Coelastrum</u> sp.     |           |   |   |   |   |   |
| 9. <u>Hydrodictyon</u> sp.   |           |   |   |   |   |   |
| 10. <u>Stigeoclonium</u> sp. |           |   |   |   |   |   |
| 11. <u>Rhizoclonium</u> sp.  |           |   |   |   |   |   |
| 12. <u>Cladophora</u> sp.    | +         | + | + | + | + |   |
| 13. <u>Mougeotia</u> sp.     |           |   |   |   |   |   |
| 14. <u>Oedogonium</u> sp.    | +         | + |   |   |   |   |
| 15. <u>Spirogyra</u> sp.     | +         | + | + | + |   | + |
| 16. <u>Ulothrix</u> sp.      |           |   |   |   |   |   |
| 17. <u>Microspora</u> sp.    |           |   |   |   |   |   |
| 18. <u>Tetraspora</u> sp.    |           |   |   |   |   |   |
| CLASS: BACILLARIOPHYCEAE     |           |   |   |   |   |   |
| 19. <u>Rhizosolenia</u> sp.  |           |   |   |   |   |   |
| 20. <u>Meridion</u> sp.      |           |   |   |   |   |   |
| 21. <u>Amphiprora</u> sp.    |           |   |   |   |   |   |
| 22. <u>Surirella</u> sp.     |           |   |   |   |   |   |
| 23. <u>Gomphonema</u> sp.    | +         | + | + | + |   |   |
| 24. <u>Rhoicosphenia</u> sp. | +         | + | + |   |   |   |
| 25. <u>Cocconeis</u> sp.     |           |   | + | + |   |   |
| 26. <u>Stauroneis</u> sp.    |           |   |   |   |   |   |
| 27. <u>Diatoma</u> sp.       |           |   |   |   |   |   |
| 28. <u>Diploneis</u> sp.     |           |   |   |   |   |   |
| 29. <u>Fragilaria</u> sp.    |           | + | + | + | + |   |
| 30. <u>Synedra</u> sp.       | +         | + |   | + |   | + |
| 31. <u>Mastogloia</u> sp.    |           |   |   |   |   |   |
| 32. <u>Gyrosigma</u> sp.     | +         | + |   |   |   |   |
| 33. <u>Pleurosigma</u> sp.   |           |   |   |   |   |   |
| 34. <u>Amphipleura</u> sp.   |           |   |   |   |   |   |
| 35. <u>Anomoeris</u> sp.     |           |   |   |   |   |   |
| 36. <u>Caloneis</u> sp.      |           |   |   |   |   |   |
| 37. <u>Neidium</u> sp.       |           |   |   |   |   |   |
| 38. <u>Pinnularia</u> sp.    |           |   |   |   |   |   |
| 39. <u>Navicula</u> sp.      | +         | + | + | + |   |   |

Continued:-

+ = Present, - = Absent.

Plants.

Stations.

|   | 1 | 2 | 3 | 4 | 5 | 6 |
|---|---|---|---|---|---|---|
| 40. <u>Nitzschia</u> sp.                      | + | + | + | + | + | + |
| 41. <u>Cymbella</u> sp.                       | + | + |   | + | + |   |
| PHYLUM: PYRROPHYTA<br>CLASS: DINOPHYCEAE      |   |   |   |   |   |   |
| 42. <u>Ceratium</u> sp.                       |   |   |   |   |   |   |
| PHYLUM: EUGLENOPHYTA<br>CLASS: EUGLENOPHYCEAE |   |   |   |   |   |   |
| 43. <u>Euglen</u> sp.                         |   |   | + | + | + | + |
| 44. <u>Phacus</u> sp.                         |   |   |   | + |   |   |
| PHYLUM: MYXOPHYTA<br>CLASS: MYXOPHYCEAE       |   |   |   |   |   |   |
| 45. <u>Merismopedia</u> sp.                   |   |   |   |   |   |   |
| 46. <u>Chroococcus</u> sp.                    |   |   |   |   |   |   |
| 47. <u>Anacystis</u> sp.                      |   |   |   |   |   |   |
| 48. <u>Spirulina</u> sp.                      |   |   |   |   | + | + |
| 49. <u>Oscillatoria</u> sp.                   | + | + | + | + | + | + |
| 50. <u>Microcoleus</u> sp.                    |   |   |   |   |   |   |
| 51. <u>Lyngbya</u> sp.                        |   |   |   |   |   |   |
| 52. <u>Phormidium</u> sp.                     |   |   |   |   |   |   |
| 53. <u>Coelosphaerium</u> sp.                 |   |   |   |   |   |   |
| 54. <u>Microcystis</u> sp.                    |   |   |   |   |   |   |
| PHYLUM: TRACHEOPHYTA<br>CLASS: ANGIOSPERMAE   |   |   |   |   |   |   |
| 55. <u>Potamogeton perfoliatus</u>            |   |   |   |   |   |   |
| 56. <u>Lemna paucicostata</u>                 |   |   |   |   |   |   |
| 57. <u>Typha angustata</u>                    |   |   |   |   |   |   |
| 58. <u>Hydrilla verticillata</u>              |   |   |   |   |   |   |

NOV, 1979.

Plants.

Stations.

ALGAE

PHYLUM: CHLOROPHYTA  
CLASS: CHLOROPHYCEAE

1. Chlorella sp.2. Chlorococcum sp.3. Tetraedron sp.4. Closterium sp.5. Cosmarium sp.6. Pediastrum sp.7. Scenedesmus sp.8. Coelastrum sp.9. Hydrodictyon sp.10. Stigeoclonium sp.11. Rhizoclonium sp.12. Cladophora sp.13. Mougeotia sp.14. Oedogonium sp.15. Spirogyra sp.16. Ulothrix sp.17. Microspora sp.18. Tetraspora sp.

CLASS: BACILLARIOPHYCEAE

19. Rhizosolenia sp.20. Meridion sp.21. Amphiprora sp.22. Surirella sp.23. Gomphonema sp.24. Rhoicosphenia sp.25. Cocconeis sp.26. Stauroneis sp.27. Diatoma sp.28. Diploneis sp.29. Fragilaria sp.30. Synedra sp.31. Mastogloia sp.32. Gyrosigma sp.33. Pleurosigma sp.34. Amphipleura sp.35. Anomoeroneis sp.36. Caloneis sp.37. Neidium sp.38. Pinnularia sp.39. Navicula sp.

Continued:-

+ + Present , - = Absent.



Plants.

Stations.

|   | 1 | 2 | 3 | 4 | 5 | 6 |
|---|---|---|---|---|---|---|
| 40. <u>Nitzschia</u> sp.                      | + | + | + | + | + | + |
| 41. <u>Cymbella</u> sp.                       | + |   |   | + |   |   |
| PHYLUM: PYRROPHYTA<br>CLASS: DINOPHYCEAE      |   |   |   |   |   |   |
| 42. <u>Ceratium</u> sp.                       |   |   |   |   |   |   |
| PHYLUM: EUGLENOPHYTA<br>CLASS: EUGLENOPHYCEAE |   |   |   |   |   |   |
| 43. <u>Euglen</u> sp.                         | + |   | + | + | + | + |
| 44. <u>Phacus</u> sp.                         |   |   |   |   |   |   |
| PHYLUM: MYXOPHYTA<br>CLASS: MYXOPHYCEAE       |   |   |   |   |   |   |
| 45. <u>Merismopedia</u> sp.                   |   |   |   |   |   |   |
| 46. <u>Chroococcus</u> sp.                    |   |   |   |   |   |   |
| 47. <u>Anacystis</u> sp.                      |   |   |   |   |   |   |
| 48. <u>Spirulina</u> sp.                      | + | + |   |   | + |   |
| 49. <u>Oscillatoria</u> sp.                   | + | + | + | + | + | + |
| 50. <u>Microcoleus</u> sp.                    |   |   |   |   |   |   |
| 51. <u>Lyngbya</u> sp.                        |   |   |   |   |   |   |
| 52. <u>Phormidium</u> sp.                     |   |   |   |   |   |   |
| 53. <u>Coelosphaerium</u> sp.                 |   |   |   |   |   |   |
| 54. <u>Microcystis</u> sp.                    |   |   |   |   |   |   |
| PHYLUM: TRACHEOPHYTA<br>CLASS: ANGIOSPERMAE   |   |   |   |   |   |   |
| 55. <u>Potamogeton perfoliatus</u>            |   | + |   |   |   |   |
| 56. <u>Lemna paucicostata</u>                 |   | + | + |   |   |   |
| 57. <u>Typha angustata</u>                    |   |   |   |   |   |   |
| 58. <u>Hydrilla verticillata</u>              |   |   |   |   |   |   |



Table 19 Flora.

Dec. 1979.

| Plants.                      | Stations. |   |   |   |   |   |
|------------------------------|-----------|---|---|---|---|---|
|                              | 1         | 2 | 3 | 4 | 5 | 6 |
| ALGAE                        |           |   |   |   |   |   |
| PHYLUM: CHLOROPHYTA          |           |   |   |   |   |   |
| CLASS: CHLOROPHYCEAE         | +         |   |   |   |   |   |
| 1. <u>Chlorella</u> sp.      |           |   |   |   |   |   |
| 2. <u>Chlorococcum</u> sp.   |           |   |   |   |   |   |
| 3. <u>Tetraedron</u> sp.     |           |   |   |   |   |   |
| 4. <u>Closterium</u> sp.     | +         |   |   |   |   | + |
| 5. <u>Cosmarium</u> sp.      | +         | + |   |   |   |   |
| 6. <u>Pediastrum</u> sp.     |           |   |   |   |   |   |
| 7. <u>Scenedesmus</u> sp.    |           |   |   |   |   |   |
| 8. <u>Coelastrum</u> sp.     |           |   |   |   |   |   |
| 9. <u>Hydrodictyon</u> sp.   | +         |   | + |   |   |   |
| 10. <u>Stigeoclonium</u> sp. |           |   |   |   |   |   |
| 11. <u>Rhizoclonium</u> sp.  |           |   |   |   |   |   |
| 12. <u>Cladophora</u> sp.    | +         | + |   |   | + |   |
| 13. <u>Mougeotia</u> sp.     |           |   |   |   |   |   |
| 14. <u>Oedogonium</u> sp.    |           |   |   |   | + |   |
| 15. <u>Spirogyra</u> sp.     |           | + | + | + |   |   |
| 16. <u>Ulothrix</u> sp.      |           |   |   | + |   |   |
| 17. <u>Microspora</u> sp.    |           |   |   |   |   |   |
| 18. <u>Tetraspora</u> sp.    |           |   |   |   |   |   |
| CLASS: BACILLARIOPHYCEAE     |           |   |   |   |   |   |
| 19. <u>Rhizosolenia</u> sp.  |           |   |   |   |   |   |
| 20. <u>Meridion</u> sp.      |           |   |   |   |   |   |
| 21. <u>Amphiprora</u> sp.    |           |   |   |   |   |   |
| 22. <u>Surirella</u> sp.     |           |   |   |   |   |   |
| 23. <u>Gomphonema</u> sp.    |           |   | + | + |   | + |
| 24. <u>Rhoicosphenia</u> sp. | +         | + |   |   |   | + |
| 25. <u>Cocconeis</u> sp.     | +         | + |   |   |   | + |
| 26. <u>Stauroneis</u> sp.    |           |   |   |   |   |   |
| 27. <u>Diatoma</u> sp.       |           |   |   |   |   |   |
| 28. <u>Diploneis</u> sp.     | +         |   |   |   |   |   |
| 29. <u>Fragilaria</u> sp.    | +         | + | + | + | + | + |
| 30. <u>Synedra</u> sp.       | +         | + | + | + | + | + |
| 31. <u>Mastogloia</u> sp.    |           |   |   |   |   |   |
| 32. <u>Gyrosigma</u> sp.     |           |   |   |   |   |   |
| 33. <u>Pleurosigma</u> sp.   | +         | + |   | + |   | + |
| 34. <u>Amphipleura</u> sp.   |           |   |   |   |   |   |
| 35. <u>Anomoerneis</u> sp.   |           |   |   |   |   |   |
| 36. <u>Caloneis</u> sp.      |           |   |   |   |   |   |
| 37. <u>Neidium</u> sp.       |           |   |   | + |   |   |
| 38. <u>Pinnularia</u> sp.    |           |   |   |   |   |   |
| 39. <u>Navicula</u> sp.      |           | + | + | + | + | + |

Continued:-

+ + Present , - = Absent.

Plants.

Stations.

|   | 1 | 2 | 3 | 4 | 5 | 6 |
|---|---|---|---|---|---|---|
| 40. <u>Nitzschia</u> sp.                      | + | + | + | + | + | + |
| 41. <u>Cymbella</u> sp.                       | + | + |   | + |   | + |
| PHYLUM: PYRROPHYTA<br>CLASS: DINOPHYCEAE      |   |   |   |   |   |   |
| 42. <u>Ceratium</u> sp.                       |   |   |   |   |   |   |
| PHYLUM: EUGLENOPHYTA<br>CLASS: EUGLENOPHYCEAE |   |   |   |   |   |   |
| 43. <u>Euglen</u> sp.                         | + | + | + | + | + | + |
| 44. <u>Phacus</u> sp.                         |   |   | + |   |   | + |
| PHYLUM: MYXOPHYTA<br>CLASS: MYXOPHYCEAE       |   |   |   |   |   |   |
| 45. <u>Merismopedia</u> sp.                   |   |   |   |   |   |   |
| 46. <u>Chroococcus</u> sp.                    |   |   |   |   |   |   |
| 47. <u>Anacystis</u> sp.                      |   |   |   |   |   |   |
| 48. <u>Spirulina</u> sp.                      |   |   |   |   |   |   |
| 49. <u>Oscillatoria</u> sp.                   | + | + | + | + | + | + |
| 50. <u>Microcoleus</u> sp.                    |   |   |   |   |   |   |
| 51. <u>Lyngbya</u> sp.                        |   |   |   |   |   |   |
| 52. <u>Phormidium</u> sp.                     |   |   |   |   |   |   |
| 53. <u>Coelosphaerium</u> sp.                 |   |   |   |   |   |   |
| 54. <u>Microcystis</u> sp.                    |   |   |   |   |   |   |
| PHYLUM: TRACHEOPHYTA<br>CLASS: ANGIOSPERMAE   |   |   |   |   |   |   |
| 55. <u>Potamogeton perfoliatus</u>            |   |   |   |   |   |   |
| + 56. <u>Lemna paucicostata</u>               |   | + |   | + |   |   |
| 57. <u>Typha angustata</u>                    |   |   |   |   |   |   |
| 58. <u>Hydrilla verticillata</u>              |   |   |   |   |   |   |

Table 20 Flora.

Jan, 1980

Plants.

Stations.

ALGAE

|                              | 1 | 2 | 3 | 4 | 5 | 6 |
|------------------------------|---|---|---|---|---|---|
| PHYLUM: CHLOROPHYTA          |   |   |   |   |   |   |
| CLASS: CHLOROPHYCEAE         |   |   |   |   |   |   |
| 1. <u>Chlorella</u> sp.      | + |   |   |   |   |   |
| 2. <u>Chlorococcum</u> sp.   |   |   |   |   |   |   |
| 3. <u>Tetraedron</u> sp.     |   |   |   |   |   |   |
| 4. <u>Closterium</u> sp.     |   |   |   |   |   |   |
| 5. <u>Cosmarium</u> sp.      |   |   |   |   |   |   |
| 6. <u>Pediastrum</u> sp.     |   |   |   |   |   |   |
| 7. <u>Scenedesmus</u> sp.    |   |   |   |   |   |   |
| 8. <u>Coelastrum</u> sp.     | + | + | + |   |   |   |
| 9. <u>Hydrodictyon</u> sp.   |   |   |   |   |   |   |
| 10. <u>Stigeoclonium</u> sp. |   |   |   |   |   |   |
| 11. <u>Rhizoclonium</u> sp.  | + | + | + | + | + |   |
| 12. <u>Cladophora</u> sp.    |   |   |   |   |   |   |
| 13. <u>Mougeotia</u> sp.     |   |   |   |   |   |   |
| 14. <u>Oedogonium</u> sp.    |   |   |   |   | + |   |
| 15. <u>Spirogyra</u> sp.     | + | + | + | + | + | + |
| 16. <u>Ulothrix</u> sp.      |   |   |   | + |   |   |
| 17. <u>Microspora</u> sp.    |   |   |   |   |   |   |
| 18. <u>Tetraspora</u> sp.    |   |   |   |   |   |   |
| CLASS: BACILLARIOPHYCEAE     |   |   |   |   |   |   |
| 19. <u>Rhizosolenia</u> sp.  |   |   |   |   |   |   |
| 20. <u>Meridion</u> sp.      | + |   |   |   |   |   |
| 21. <u>Amphiprora</u> sp.    |   |   |   |   |   |   |
| 22. <u>Surirella</u> sp.     |   |   |   |   |   |   |
| 23. <u>Gomphonema</u> sp.    | + |   | + | + | + | + |
| 24. <u>Rhoicosphenia</u> sp. | + | + |   |   |   |   |
| 25. <u>Cocconeis</u> sp.     | + | + |   |   |   |   |
| 26. <u>Stauroneis</u> sp.    |   |   |   |   |   |   |
| 27. <u>Diatoma</u> sp.       |   |   |   |   |   |   |
| 28. <u>Diploneis</u> sp.     |   |   |   |   |   |   |
| 29. <u>Fragilaria</u> sp.    | + | + | + | + | + | + |
| 30. <u>Synedra</u> sp.       | + | + |   | + |   | + |
| 31. <u>Mastogloia</u> sp.    |   |   |   |   |   |   |
| 32. <u>Gyrosigma</u> sp.     | + |   |   | + |   | + |
| 33. <u>Pleurosigma</u> sp.   |   |   |   |   |   |   |
| 34. <u>Amphipleura</u> sp.   |   |   |   |   |   |   |
| 35. <u>Anomoerneis</u> sp.   |   |   |   |   |   |   |
| 36. <u>Caloneis</u> sp.      |   |   |   |   |   |   |
| 37. <u>Neidium</u> sp.       |   |   |   |   |   |   |
| 38. <u>Pinnularia</u> sp.    |   |   |   |   |   |   |
| 39. <u>Navicula</u> sp.      |   |   |   |   |   |   |

Continued:-

+ + Present , - = Absent.

Plants.

Stations.

|   | 1 | 2 | 3 | 4 | 5 | 6 |
|---|---|---|---|---|---|---|
| 40. <u>Nitzschia</u> sp.                      | + | + | + | + | + | + |
| 41. <u>Cymbella</u> sp.                       | + | + | + | + |   |   |
| PHYLUM: PYRROPHYTA<br>CLASS: DINOPHYCEAE      |   |   |   |   |   |   |
| 42. <u>Ceratium</u> sp.                       |   |   |   |   |   |   |
| PHYLUM: EUGLENOPHYTA<br>CLASS: EUGLENOPHYCEAE |   |   |   |   |   |   |
| 43. <u>Euglen</u> sp.                         |   | + | + | + | + | + |
| 44. <u>Phacus</u> sp.                         |   | + |   | + |   | + |
| PHYLUM: MYXOPHYTA<br>CLASS: MYXOPHYCEAE       |   |   |   |   |   |   |
| 45. <u>Merismopedia</u> sp.                   |   | + | + | + |   |   |
| 46. <u>Chroococcus</u> sp.                    |   |   |   |   |   |   |
| 47. <u>Anacystis</u> sp.                      |   |   |   |   |   |   |
| 48. <u>Spirulina</u> sp.                      |   |   |   |   |   |   |
| 49. <u>Oscillatoria</u> sp.                   | + | + | + | + | + | + |
| 50. <u>Microcoleus</u> sp.                    |   |   |   |   |   |   |
| 51. <u>Lyngbya</u> sp.                        |   |   |   |   |   |   |
| 52. <u>Phormidium</u> sp.                     |   |   |   |   |   |   |
| 53. <u>Coelosphaerium</u> sp.                 |   |   |   |   |   |   |
| 54. <u>Microcystis</u> sp.                    |   |   |   |   |   |   |
| PHYLUM: TRACHEOPHYTA<br>CLASS: ANGIOSPERMAE   |   |   |   |   |   |   |
| 55. <u>Potamogeton perfoliatus</u>            |   | + |   |   |   |   |
| 56. <u>Lemna paucicostata</u>                 | + |   | + |   |   |   |
| 57. <u>Typha angustata</u>                    |   |   |   |   |   |   |
| 58. <u>Hydrilla verticillata</u>              |   |   |   |   |   |   |

Table 21 Flora.

Feb, 1980.

| Plants.                      | Stations. |   |   |   |   |   |
|------------------------------|-----------|---|---|---|---|---|
|                              | 1         | 2 | 3 | 4 | 5 | 6 |
| ALGAE                        |           |   |   |   |   |   |
| PHYLUM: CHLOROPHYTA          |           |   |   |   |   |   |
| CLASS: CHLOROPHYCEAE         |           |   |   |   |   |   |
| 1. <u>Chlorella</u> sp.      |           |   |   |   |   |   |
| 2. <u>Chlorococcum</u> sp.   |           |   |   |   |   |   |
| 3. <u>Tetraedron</u> sp.     |           |   |   |   |   |   |
| 4. <u>Closterium</u> sp.     |           |   |   |   |   |   |
| 5. <u>Cosmarium</u> sp.      |           |   |   |   |   |   |
| 6. <u>Pediastrum</u> sp.     |           |   |   |   |   |   |
| 7. <u>Scenedesmus</u> sp.    |           |   |   |   |   |   |
| 8. <u>Coelastrum</u> sp.     |           |   |   |   |   |   |
| 9. <u>Hydrodictyon</u> sp.   |           |   |   |   |   |   |
| 10. <u>Stigeoclonium</u> sp. |           |   |   |   |   |   |
| 11. <u>Rhizoclonium</u> sp.  |           |   |   |   |   |   |
| 12. <u>Cladophora</u> sp.    | +         | + |   |   |   |   |
| 13. <u>Mougeotia</u> sp.     |           |   |   |   |   |   |
| 14. <u>Oedogonium</u> sp.    |           | + |   |   |   |   |
| 15. <u>Spirogyra</u> sp.     |           | + | + | + | + |   |
| 16. <u>Ulothrix</u> sp.      | +         |   |   |   |   |   |
| 17. <u>Microspora</u> sp.    |           |   |   |   |   |   |
| 18. <u>Tetraspora</u> sp.    |           |   |   |   |   |   |
| CLASS: BACILLARIOPHYCEAE     |           |   |   |   |   |   |
| 19. <u>Rhizosolenia</u> sp.  |           |   |   |   |   |   |
| 20. <u>Meridion</u> sp.      |           |   |   |   |   |   |
| 21. <u>Amphiprora</u> sp.    |           |   |   |   |   |   |
| 22. <u>Surirella</u> sp.     |           |   |   |   |   |   |
| 23. <u>Gomphonema</u> sp.    |           |   |   |   |   |   |
| 24. <u>Rhoicosphenia</u> sp. | +         |   |   |   |   |   |
| 25. <u>Cocconeis</u> sp.     |           |   |   |   |   |   |
| 26. <u>Stauroneis</u> sp.    |           |   |   |   |   |   |
| 27. <u>Diatoma</u> sp.       |           |   |   |   |   |   |
| 28. <u>Diploneis</u> sp.     |           |   |   |   |   |   |
| 29. <u>Fragilaria</u> sp.    | +         | + | + | + | + | + |
| 30. <u>Synedra</u> sp.       | +         | + | + | + | + | + |
| 31. <u>Mastogloia</u> sp.    |           |   |   |   |   |   |
| 32. <u>Gyrosigma</u> sp.     |           |   |   |   |   |   |
| 33. <u>Pleurosigma</u> sp.   |           |   |   |   |   |   |
| 34. <u>Amphipleura</u> sp.   |           |   |   |   |   |   |
| 35. <u>Anomoeroneis</u> sp.  |           |   |   |   |   |   |
| 36. <u>Caloneis</u> sp.      |           |   |   |   |   |   |
| 37. <u>Neidium</u> sp.       |           | + |   |   |   |   |
| 38. <u>Pinnularia</u> sp.    | +         |   |   |   |   |   |
| 39. <u>Navicula</u> sp.      |           |   | + |   | + |   |

Continued:-

+ + Present , - = Absent.

Plants.

Stations.

|   | 1 | 2 | 3 | 4 | 5 | 6 |
|---|---|---|---|---|---|---|
| 40. <u>Nitzschia</u> sp.  |   | + | + | + | + | + |
| 41. <u>Cymbella</u> sp.<br>PHYLUM: PYRROPHYTA<br>CLASS: DINOPHYCEAE       |   |   |   |   |   |   |
| 42. <u>Ceratium</u> sp.<br>PHYLUM: EUGLENOPHYTA<br>CLASS: EUGLENOPHYCEAE  |   |   |   |   |   |   |
| 43. <u>Euglen</u> sp.   |   |   | + |   |   |   |
| 44. <u>Phacus</u> sp.<br>PHYLUM: MYXOPHYTA<br>CLASS: MYXOPHYCEAE          |   |   |   |   |   |   |
| 45. <u>Merismopedia</u> sp.   |   |   |   |   |   |   |
| 46. <u>Chroococcus</u> sp.  |   |   |   |   |   |   |
| 47. <u>Anacystis</u> sp.  |   |   |   |   |   |   |
| 48. <u>Spirulina</u> sp.  |   | + |   |   |   |   |
| 49. <u>Oscillatoria</u> sp.   |   | + |   |   |   |   |
| 50. <u>Microcoleus</u> sp.  |   |   |   |   | + |   |
| 51. <u>Lyngbya</u> sp.  |   |   |   |   |   |   |
| 52. <u>Phormidium</u> sp.   |   |   |   |   |   |   |
| 53. <u>Coelosphaerium</u> sp.   |   |   |   |   |   |   |
| 54. <u>Microcystis</u> sp.<br>PHYLUM: TRACHEOPHYTA<br>CLASS: ANGIOSPERMAE |   |   |   |   |   |   |
| 55. <u>Potamogeton perfoliatus</u>  | + | + |   |   |   |   |
| 56. <u>Lemna paucicostata</u>   |   |   |   |   |   |   |
| 57. <u>Typha angustata</u>  |   | + |   |   |   |   |
| 58. <u>Hydrilla verticillata</u>  | + | + |   |   |   |   |

Table 22 Flora.

March 1980.

| Plants.                      | Stations. |   |   |   |   |   |
|------------------------------|-----------|---|---|---|---|---|
|                              | 1         | 2 | 3 | 4 | 5 | 6 |
| ALGAE                        |           |   |   |   |   |   |
| PHYLUM: CHLOROPHYTA          |           |   |   |   |   |   |
| CLASS: CHLOROPHYCEAE         |           |   |   |   |   |   |
| 1. <u>Chlorella</u> sp.      |           |   |   |   |   |   |
| 2. <u>Chlorococcum</u> sp.   |           |   |   |   |   |   |
| 3. <u>Tetraedron</u> sp.     |           |   |   |   |   |   |
| 4. <u>Closterium</u> sp.     |           |   |   |   |   |   |
| 5. <u>Cosmarium</u> sp.      |           |   |   |   |   |   |
| 6. <u>Pediastrum</u> sp.     |           |   |   |   |   |   |
| 7. <u>Scenedesmus</u> sp.    |           |   |   |   |   |   |
| 8. <u>Coelastrum</u> sp.     |           | + |   |   |   |   |
| 9. <u>Hydrodictyon</u> sp.   |           | + |   |   |   |   |
| 10. <u>Stigeoclonium</u> sp. |           |   |   |   |   |   |
| 11. <u>Rhizoclonium</u> sp.  |           |   |   |   |   |   |
| 12. <u>Cladophora</u> sp.    | +         | + | + |   |   |   |
| 13. <u>Mougeotia</u> sp.     |           |   |   |   |   |   |
| 14. <u>Oedogonium</u> sp.    |           |   |   |   |   |   |
| 15. <u>Spirogyra</u> sp.     | +         | + |   | + | + | + |
| 16. <u>Ulothrix</u> sp.      |           |   |   |   |   |   |
| 17. <u>Microspora</u> sp.    |           |   |   |   |   |   |
| 18. <u>Tetraspora</u> sp.    |           |   |   |   |   |   |
| CLASS: BACILLARIOPHYCEAE     |           |   |   |   |   |   |
| 19. <u>Rhizosolenia</u> sp.  |           |   |   |   |   |   |
| 20. <u>Meridion</u> sp.      |           |   |   |   |   |   |
| 21. <u>Amphiprora</u> sp.    |           |   |   |   |   |   |
| 22. <u>Surirella</u> sp.     |           |   |   |   |   |   |
| 23. <u>Gomphonema</u> sp.    | +         |   |   |   |   |   |
| 24. <u>Rhoicosphenia</u> sp. | +         | + |   | + |   |   |
| 25. <u>Cocconeis</u> sp.     | +         | + | + | + | + | + |
| 26. <u>Stauroneis</u> sp.    |           |   |   |   |   |   |
| 27. <u>Diatoma</u> sp.       |           |   |   |   |   |   |
| 28. <u>Diploneis</u> sp.     | +         | + | + | + | + |   |
| 29. <u>Fragilaria</u> sp.    | +         | + |   |   |   |   |
| 30. <u>Synedra</u> sp.       | +         | + |   | + |   |   |
| 31. <u>Mastogloia</u> sp.    |           |   |   |   |   |   |
| 32. <u>Gyrosigma</u> sp.     | +         |   |   | + |   | + |
| 33. <u>Pleurosigma</u> sp.   |           |   |   |   |   |   |
| 34. <u>Amphipleura</u> sp.   |           |   |   |   |   |   |
| 35. <u>Anomoerneis</u> sp.   |           |   |   |   |   |   |
| 36. <u>Caloneis</u> sp.      |           |   |   | + |   |   |
| 37. <u>Neidium</u> sp.       |           |   |   |   |   |   |
| 38. <u>Pinnularia</u> sp.    |           |   |   |   |   |   |
| 39. <u>Navicula</u> sp.      | +         | + | + | + |   | + |

Continued:-

+ + Present , - = Absent.

| Plants.                                       | Stations. |   |   |   |   |   |
|---|-----------|---|---|---|---|---|
|   | 1         | 2 | 3 | 4 | 5 | 6 |
| 40. <u>Nitzschia</u> sp.                      | +         |   | + | + |   |   |
| 41. <u>Cymbella</u> sp.                       | +         | + |   |   |   |   |
| PHYLUM: PYRROPHYTA<br>CLASS: DINOPHYCEAE      |           |   |   |   |   |   |
| 42. <u>Ceratium</u> sp.                       |           |   |   |   |   |   |
| PHYLUM: EUGLENOPHYTA<br>CLASS: EUGLENOPHYCEAE |           |   |   |   |   |   |
| 43. <u>Euglen</u> sp.                         | +         |   | + | + | + | + |
| 44. <u>Phacus</u> sp.                         |           |   |   |   | + |   |
| PHYLUM: MYXOPHYTA<br>CLASS: MYXOPHYCEAE       |           |   |   |   |   |   |
| 45. <u>Merismopedia</u> sp.                   |           |   |   |   |   |   |
| 46. <u>Chroococcus</u> sp.                    |           |   |   |   |   |   |
| 47. <u>Anacystis</u> sp.                      |           |   |   |   |   |   |
| 48. <u>Spirulina</u> sp.                      |           |   |   |   |   |   |
| 49. <u>Oscillatoria</u> sp.                   |           | + | + | + | + | + |
| 50. <u>Microcoleus</u> sp.                    |           |   |   |   |   |   |
| 51. <u>Lyngbya</u> sp.                        |           |   |   |   |   |   |
| 52. <u>Phormidium</u> sp.                     |           |   |   |   |   |   |
| 53. <u>Coelosphaerium</u> sp.                 |           |   |   |   |   |   |
| 54. <u>Microcystis</u> sp.                    |           |   |   |   |   |   |
| PHYLUM: TRACHEOPHYTA<br>CLASS: ANGIOSPERMAE   |           |   |   |   |   |   |
| 55. <u>Potamogeton perfoliatus</u>            |           |   |   |   |   |   |
| 56. <u>Lemna paucicostata</u>                 | +         | + |   | + |   |   |
| 57. <u>Typha angustata</u>                    |           |   |   |   |   |   |
| 58. <u>Hydrilla verticillata</u>              |           |   |   |   |   |   |



Table 23 Flora.

April, 1980.

Plants.

Stations.

ALGAE

PHYLUM: CHLOROPHYTA

CLASS: CHLOROPHYCEAE

|                              | 1 | 2 | 3 | 4 | 5 | 6 |
|------------------------------|---|---|---|---|---|---|
| 1. <u>Chlorella</u> sp.      |   |   |   |   |   |   |
| 2. <u>Chlorococcum</u> sp.   |   |   |   |   |   |   |
| 3. <u>Tetraedron</u> sp.     |   |   |   |   |   |   |
| 4. <u>Closterium</u> sp.     | + |   |   |   |   |   |
| 5. <u>Cosmarium</u> sp.      | + |   |   |   |   |   |
| 6. <u>Pediastrum</u> sp.     |   |   |   |   |   |   |
| 7. <u>Scenedesmus</u> sp.    |   |   |   |   |   |   |
| 8. <u>Coelastrum</u> sp.     |   |   |   |   |   |   |
| 9. <u>Hydrodictyon</u> sp.   |   | + |   |   |   |   |
| 10. <u>Stigeoclonium</u> sp. |   |   |   |   |   |   |
| 11. <u>Rhizoclonium</u> sp.  |   |   |   |   |   |   |
| 12. <u>Cladophora</u> sp.    | + | + |   |   | + |   |
| 13. <u>Mougeotia</u> sp.     |   |   |   |   |   |   |
| 14. <u>Oedogonium</u> sp.    | + |   | + |   |   |   |
| 15. <u>Spirogyra</u> sp.     |   | + | + | + | + | + |
| 16. <u>Ulothrix</u> sp.      |   |   |   |   |   |   |
| 17. <u>Microspora</u> sp.    |   |   |   |   |   |   |
| 18. <u>Tetraspora</u> sp.    |   |   |   | + |   |   |

CLASS: BACILLARIOPHYCEAE

|                              |   |   |   |   |   |   |
|------------------------------|---|---|---|---|---|---|
| 19. <u>Rhizosolenia</u> sp.  |   |   |   |   |   |   |
| 20. <u>Meridion</u> sp.      | + | + |   |   |   |   |
| 21. <u>Amphiprora</u> sp.    |   |   |   | + |   |   |
| 22. <u>Suriella</u> sp.      | + |   |   |   |   |   |
| 23. <u>Gomphonema</u> sp.    | + | + |   | + | + | + |
| 24. <u>Rhoicosphenia</u> sp. | + |   | + |   |   |   |
| 25. <u>Cocconeis</u> sp.     | + | + | + | + | + | + |
| 26. <u>Stauroneis</u> sp.    |   | + |   | + |   | + |
| 27. <u>Diatoma</u> sp.       |   |   |   | + |   |   |
| 28. <u>Diploneis</u> sp.     |   |   |   |   |   |   |
| 29. <u>Fragilaria</u> sp.    | + | + | + | + | + | + |
| 30. <u>Synedra</u> sp.       | + | + | + | + |   |   |
| 31. <u>Mastogloia</u> sp.    |   |   |   |   |   |   |
| 32. <u>Gyrosigma</u> sp.     | + | + |   | + |   |   |
| 33. <u>Pleurosigma</u> sp.   |   |   |   |   |   |   |
| 34. <u>Amphipleura</u> sp.   |   |   |   |   |   |   |
| 35. <u>Anomoeris</u> sp.     | + |   |   |   |   |   |
| 36. <u>Caloneis</u> sp.      |   |   |   |   |   |   |
| 37. <u>Neidium</u> sp.       |   |   |   |   |   |   |
| 38. <u>Pinnularia</u> sp.    | + |   | + |   |   |   |
| 39. <u>Navicula</u> sp.      | + | + | + | + | + | + |

Continued:-

+ = Present, - = Absent.

Plants.

Stations.

|   | 1 | 2 | 3 | 4 | 5 | 6 |
|---|---|---|---|---|---|---|
| 40. <u>Nitzschia</u> sp.                      | + | + | + | + | + | + |
| 41. <u>Cymbella</u> sp.                       | + | + |   | + | + |   |
| PHYLUM: PYRROPHYTA<br>CLASS: DINOPHYCEAE      |   |   |   |   |   |   |
| 42. <u>Ceratium</u> sp.                       |   |   |   |   |   |   |
| PHYLUM: EUGLENOPHYTA<br>CLASS: EUGLENOPHYCEAE |   |   |   |   |   |   |
| 43. <u>Euglen</u> sp.                         | + | + | + | + | + | + |
| 44. <u>Phacus</u> sp.                         | + | + | + | + | + | + |
| PHYLUM: MYXOPHYTA<br>CLASS: MYXOPHYCEAE       |   |   |   |   |   |   |
| 45. <u>Merismopedia</u> sp.                   |   |   |   |   |   |   |
| 46. <u>Chroococcus</u> sp.                    |   |   |   |   |   |   |
| 47. <u>Anacystis</u> sp.                      |   |   |   |   |   |   |
| 48. <u>Spirulina</u> sp.                      |   |   |   |   | + |   |
| 49. <u>Oscillatoria</u> sp.                   | + | + | + | + | + | + |
| 50. <u>Microcoleus</u> sp.                    |   |   |   |   |   |   |
| 51. <u>Lyngbya</u> sp.                        |   |   |   |   |   |   |
| 52. <u>Phormidium</u> sp.                     |   |   |   |   |   | + |
| 53. <u>Coelosphaerium</u> sp.                 |   |   |   |   |   |   |
| 54. <u>Microcystis</u> sp.                    |   |   |   |   |   |   |
| PHYLUM: TRACHEOPHYTA<br>CLASS: ANGIOSPERMAE   |   |   |   |   |   |   |
| 55. <u>Potamogeton perfoliatus</u>            |   | + |   |   |   |   |
| 56. <u>Lemna paucicostata</u>                 | + |   |   | + |   |   |
| 57. <u>Typha angustata</u>                    |   |   |   |   |   |   |
| 58. <u>Hydrilla verticillata</u>              |   | + |   |   |   |   |

Table 24 Flora.

May, 1980.

| Plants.                      | Stations. |   |   |   |   |   |
|------------------------------|-----------|---|---|---|---|---|
|                              | 1         | 2 | 3 | 4 | 5 | 6 |
| ALGAE                        |           |   |   |   |   |   |
| PHYLUM: CHLOROPHYTA          |           |   |   |   |   |   |
| CLASS: CHLOROPHYCEAE         |           |   |   |   |   |   |
| 1. <u>Chlorella</u> sp.      |           |   |   |   |   |   |
| 2. <u>Chlorococcum</u> sp.   |           |   |   |   |   |   |
| 3. <u>Tetraedron</u> sp.     | +         | + | + | + | + |   |
| 4. <u>Closterium</u> sp.     |           |   |   |   |   |   |
| 5. <u>Cosmarium</u> sp.      |           |   |   |   |   |   |
| 6. <u>Pediastrum</u> sp.     |           |   |   |   |   |   |
| 7. <u>Scenedesmus</u> sp.    |           |   |   |   |   |   |
| 8. <u>Coelastrum</u> sp.     | +         |   |   |   |   |   |
| 9. <u>Hydrodictyon</u> sp.   |           |   |   |   |   |   |
| 10. <u>Stigeoclonium</u> sp. |           |   |   |   |   |   |
| 11. <u>Rhizoclonium</u> sp.  | +         |   |   |   |   |   |
| 12. <u>Cladophora</u> sp.    |           |   |   |   |   |   |
| 13. <u>Mougeotia</u> sp.     | +         |   |   |   |   |   |
| 14. <u>Oedogonium</u> sp.    |           | + |   |   |   |   |
| 15. <u>Spirogyra</u> sp.     |           | + | + | + | + |   |
| 16. <u>Ulothrix</u> sp.      |           |   | + | + |   |   |
| 17. <u>Microspora</u> sp.    |           |   |   |   |   |   |
| 18. <u>Tetraspora</u> sp.    |           |   |   |   |   |   |
| CLASS: BACILLARIOPHYCEAE     |           |   |   |   |   |   |
| 19. <u>Rhizosolenia</u> sp.  |           |   |   |   |   |   |
| 20. <u>Meridion</u> sp.      |           |   |   |   |   |   |
| 21. <u>Amphiprora</u> sp.    |           |   |   |   |   |   |
| 22. <u>Surirella</u> sp.     |           |   |   |   |   |   |
| 23. <u>Gomphonema</u> sp.    | +         | + |   | + |   |   |
| 24. <u>Rhoicosphenia</u> sp. | +         | + |   |   |   |   |
| 25. <u>Cocconeis</u> sp.     | +         | + | + | + | + | + |
| 26. <u>Stauroneis</u> sp.    | +         |   |   |   |   |   |
| 27. <u>Diatoma</u> sp.       |           |   | + |   |   |   |
| 28. <u>Diploneis</u> sp.     |           |   |   |   |   |   |
| 29. <u>Fragilaria</u> sp.    | +         | + | + | + |   |   |
| 30. <u>Synedra</u> sp.       | +         | + | + | + | + | + |
| 31. <u>Mastogloia</u> sp.    |           |   |   |   |   |   |
| 32. <u>Gyrosigma</u> sp.     | +         | + |   |   |   |   |
| 33. <u>Pleurosigma</u> sp.   |           |   |   |   |   |   |
| 34. <u>Amphipleura</u> sp.   |           |   |   |   |   |   |
| 35. <u>Anomoerneis</u> sp.   |           |   |   |   |   |   |
| 36. <u>Caloneis</u> sp.      |           |   |   |   |   |   |
| 37. <u>Neidium</u> sp.       | +         | + |   |   |   |   |
| 38. <u>Pinnularia</u> sp.    |           |   |   |   |   |   |
| 39. <u>Navicula</u> sp.      | +         | + | + |   | + | + |

Continued:-

+ = Present, - = Absent.

Plants.

Stations.

|   | 1 | 2 | 3 | 4 | 5 | 6 |
|---|---|---|---|---|---|---|
| 40. <u>Nitzschia</u> sp.                      | + | + | + | + | + | + |
| 41. <u>Cymbella</u> sp.                       | + | + |   | + |   |   |
| PHYLUM: PYRROPHYTA<br>CLASS: DINOPHYCEAE      |   |   |   |   |   |   |
| 42. <u>Ceratium</u> sp.                       |   |   |   |   |   |   |
| PHYLUM: EUGLENOPHYTA<br>CLASS: EUGLENOPHYCEAE |   |   |   |   |   |   |
| 43. <u>Euglen</u> sp.                         | + |   | + | + |   | + |
| 44. <u>Phacus</u> sp.                         | + |   | + | + | + | + |
| PHYLUM: MYXOPHYTA<br>CLASS: MYXOPHYCEAE       |   |   |   |   |   |   |
| 45. <u>Merismopedia</u> sp.                   |   |   |   |   |   |   |
| 46. <u>Chroococcus</u> sp.                    |   |   |   |   |   |   |
| 47. <u>Anacystis</u> sp.                      |   |   |   |   |   |   |
| 48. <u>Spirulina</u> sp.                      |   |   |   |   |   |   |
| 49. <u>Oscillatoria</u> sp.                   | + | + | + | + | + | + |
| 50. <u>Microcoleus</u> sp.                    |   |   |   |   |   |   |
| 51. <u>Lyngbya</u> sp.                        |   |   |   |   |   |   |
| 52. <u>Phormidium</u> sp.                     |   |   |   |   |   |   |
| 53. <u>Coelosphaerium</u> sp.                 |   |   |   |   |   |   |
| 54. <u>Microcystis</u> sp.                    |   |   |   |   |   |   |
| PHYLUM: TRACHEOPHYTA<br>CLASS: ANGIOSPERMAE   |   |   |   |   |   |   |
| 55. <u>Potamogeton perfoliatus</u>            |   |   |   |   |   |   |
| 56. <u>Lemna paucicostata</u>                 | + |   |   | + | + |   |
| 57. <u>Typha angustata</u>                    |   |   |   |   |   |   |
| 58. <u>Hydrilla verticillata</u>              |   |   |   | + |   |   |

Table 25 Animals. June, 1979.

Stations.

MICROFAUNA

|                               | 1 | 2 | 3 | 4 | 5 | 6 |
|-------------------------------|---|---|---|---|---|---|
| PHYLUM: PROTOZOA              |   |   |   |   |   |   |
| CLASS: RHIZOPODA              |   |   |   |   |   |   |
| 1. <u>Centropyxis</u> sp.     |   |   |   |   |   | + |
| 2. <u>Diffugia</u> sp.        |   |   |   |   |   |   |
| 3. <u>Dinamoeba</u> sp.       |   |   |   |   |   |   |
| CLASS: CILIOPHORA             |   |   |   |   |   |   |
| 4. <u>Urotricha</u> sp.       |   |   |   |   |   |   |
| 5. <u>Ileonema</u> sp.        |   |   |   |   |   |   |
| 6. <u>Trachelophyllum</u> sp. |   |   |   |   |   |   |
| 7. <u>Chaenea</u> sp.         |   |   |   |   |   |   |
| 8. <u>Placus</u> sp.          |   | + |   |   |   | + |
| 9. <u>Enchelyodon</u> sp.     |   |   |   |   |   |   |
| 10. <u>Pseudoporodon</u> sp.  |   | + |   |   |   | + |
| 11. <u>Porodon</u> sp.        |   |   |   |   |   |   |
| 12. <u>Coleps</u> sp.         |   |   |   |   |   |   |
| 13. <u>Mesodinium</u> sp.     |   |   |   |   |   |   |
| 14. <u>Didinium</u> sp.       |   | + |   |   |   |   |
| 15. <u>Chaetospira</u> sp.    |   |   |   |   |   |   |
| 16. <u>Perispira</u> sp.      |   |   | + |   |   |   |
| 17. <u>Homalozoon</u> sp.     |   |   |   |   |   |   |
| 18. <u>Cranotheridium</u> sp. |   |   |   |   |   |   |
| 19. <u>Spathidiodes</u> sp.   |   |   |   |   |   |   |
| 20. <u>Amphileptus</u> sp.    |   |   | + |   |   |   |
| 21. <u>Bryophyllum</u> sp.    |   |   |   |   |   |   |
| 22. <u>Loxophyllum</u> sp.    |   |   |   | + |   | + |
| 23. <u>Acineria</u> sp.       |   |   |   |   |   | + |
| 24. <u>Lionotus</u> sp.       |   |   | + |   |   |   |
| 25. <u>Loxodes</u> sp.        |   |   |   |   |   |   |
| 26. <u>Chilodonella</u> sp.   |   |   |   |   |   |   |
| 27. <u>Pleutonema</u> sp.     |   |   |   |   |   |   |
| 28. <u>Paramecium</u> sp.     |   |   | + | + | + |   |
| 29. <u>Spirozoa</u> sp.       |   |   |   |   |   |   |
| 30. <u>Colpoda</u> sp.        |   |   |   |   |   |   |
| 31. <u>Colpidium</u> sp.      |   |   | + |   |   |   |

Continued: - + = Present, - = Absent

MICROFAUNA

Stations.

|   | 1 | 2 | 3 | 4 | 5 | 6 |
|---|---|---|---|---|---|---|
| 32. <u>Urocentrum</u> sp.                                 |   |   |   |   |   |   |
| 33. <u>Disematostoma</u> sp. ↗<br><u>Condylostoma</u> sp. |   | + |   |   |   |   |
| 34. <u>Stentor</u> sp.                                    |   |   |   |   |   |   |
| 35. <u>Climacostomum</u> sp. ↗                            |   | + |   |   |   |   |
| 36. <u>Bursaria</u> sp.                                   |   |   |   |   |   |   |
| 37. <u>Bursaridium</u> sp. ↗                              | + |   |   |   | + |   |
| 38. <u>Discomorpha</u> sp. ↗                              |   |   | + | + | + |   |
| 39. <u>Trichospira</u> sp. ↗                              |   |   |   |   |   |   |
| 40. <u>Holosticha</u> sp.                                 |   |   |   |   |   |   |
| 41. <u>Euplotes</u> sp. ↗                                 |   |   |   |   |   | + |
| 42. <u>Fauroleptes</u> sp. ↗                              |   |   |   |   |   |   |
| 43. <u>Histrio</u> sp. ↗                                  |   |   |   | + |   |   |
| 44. <u>Aspidisca</u> sp. ↗                                |   |   |   |   |   |   |
| 45. <u>Stylonichia</u> sp. ↗                              |   |   | + |   |   |   |
| 46. <u>Mesostoma</u> sp. ↗                                |   |   |   |   |   |   |
| 47. <u>Spirostomum</u> sp. ↗                              |   |   | + |   |   |   |
| 48. <u>Vorticella</u> sp. ↗                               |   | + |   |   | + |   |
| 49. <u>Epistylis</u> sp. ↗                                |   |   |   |   |   |   |
| 50. <u>Systilia</u> sp. ↗                                 |   |   |   |   | + |   |
| PHYLUM: NEMATA  |   |   |   |   |   |   |
| 51. <u>Dorylaimus</u> sp.                                 |   |   |   |   |   |   |
| PHYLUM: ROTIFERA  |   |   |   |   |   |   |
| 52. <u>Monostyla</u> sp.                                  |   |   |   |   |   |   |
| 53. <u>Brachionus</u> sp. ↗                               | + |   |   |   |   |   |
| 54. <u>Wolga</u> sp.                                      |   |   |   |   |   |   |
| 55. <u>Rotaria</u> sp. ↗                                  | + |   |   |   |   |   |
| 56. <u>Keratella</u> sp. ↗                                |   |   | + |   | + | + |
| 57. <u>Platylas</u> sp. ↗                                 |   |   |   |   |   |   |
| 58. <u>Epiphanes</u> sp. ↗                                |   |   |   | + | + |   |
| 59. <u>Cyrtonia</u> sp.                                   |   |   |   |   |   |   |
| 60. <u>Euchlanis</u> sp.                                  |   |   |   |   |   |   |
| 61. <u>Asplanchna</u> sp.                                 |   |   |   |   |   |   |
| 62. <u>Lecane</u> sp.                                     |   |   |   |   |   |   |
| 63. <u>Philodina</u> sp.                                  |   |   |   |   |   |   |
| 64. <u>Filinia</u> sp.                                    |   |   |   |   |   |   |
| PHYLUM: ARTHROPODA  |   |   |   |   |   |   |
| CLASS: CRUSTACEA  |   |   |   |   |   |   |
| 65. <u>Alonella</u> sp.                                   |   |   |   |   |   |   |
| 66. <u>Cyclops</u> sp.                                    |   |   |   |   |   |   |
| 67. <u>Ceriodaphnia</u> sp. ↗                             |   |   |   |   |   |   |

Continued:- + = Present - = Absent

July, 1979

Stations.

MICROFAUNA

|                               | 1 | 2 | 3 | 4 | 5 | 6 |
|-------------------------------|---|---|---|---|---|---|
| PHYLUM: PROTOZOA              |   |   |   |   |   |   |
| CLASS: RHIZOPODA              |   |   |   |   |   |   |
| 1. <u>Centropyxis</u> sp.     | + | + | + | + | + | + |
| 2. <u>Diffugia</u> sp.        |   |   |   |   |   |   |
| 3. <u>Dinamoeba</u> sp.       |   |   |   |   |   |   |
| CLASS: CILIOPHORA             |   |   |   |   |   |   |
| 4. <u>Urotricha</u> sp.       |   |   |   |   |   |   |
| 5. <u>Ileonema</u> sp.        |   |   |   |   |   |   |
| 6. <u>Trachelophyllum</u> sp. |   |   |   |   |   |   |
| 7. <u>Chaenea</u> sp.         |   |   |   |   |   |   |
| 8. <u>Placus</u> sp.          |   |   |   |   |   |   |
| 9. <u>Enchelyodon</u> sp.     |   |   |   |   |   |   |
| 10. <u>Pseudoporodon</u> sp.  |   |   |   |   |   |   |
| 11. <u>Porodon</u> sp.        |   |   |   |   |   |   |
| 12. <u>Coleps</u> sp.         |   |   |   |   |   |   |
| 13. <u>Mesodinium</u> sp.     |   |   |   |   |   |   |
| 14. <u>Didinium</u> sp.       |   | + |   | + | + |   |
| 15. <u>Chaetospira</u> sp.    |   |   |   |   |   |   |
| 16. <u>Perispira</u> sp.      |   |   |   |   |   |   |
| 17. <u>Homalozoon</u> sp.     |   |   |   |   |   |   |
| 18. <u>Cranotheridium</u> sp. |   |   |   |   |   |   |
| 19. <u>Spathidiodes</u> sp.   |   |   | + |   |   | + |
| 20. <u>Amphileptus</u> sp.    |   |   |   |   |   |   |
| 21. <u>Bryophyllum</u> sp.    |   |   |   |   |   |   |
| 22. <u>Loxophyllum</u> sp.    |   | + |   | + |   | + |
| 23. <u>Acineria</u> sp.       |   |   |   |   |   |   |
| 24. <u>Lionotus</u> sp.       |   |   |   |   |   |   |
| 25. <u>Loxodes</u> sp.        |   |   |   |   |   |   |
| 26. <u>Chilodonella</u> sp.   | + | + | + | + | + | + |
| 27. <u>Pleutonema</u> sp.     |   |   |   |   |   |   |
| 28. <u>Paramecium</u> sp.     | + | + | + | + | + | + |
| 29. <u>Spirozoa</u> sp.       |   |   |   |   |   |   |
| 30. <u>Colpoda</u> sp.        |   |   |   |   |   |   |
| 31. <u>Colpidium</u> sp.      |   | + |   | + | + |   |

Continued: - + Present, - = Absent

MICROFAUNA

Stations.

|                              | 1 | 2          | 3 | 4 | 5          | 6 |
|------------------------------|---|------------|---|---|------------|---|
| 32. <u>Urocentrum</u> sp.    |   |            |   |   |            |   |
| 33. <u>Condylostoma</u> sp.  |   |            |   |   |            |   |
| 34. <u>Stentor</u> sp.       |   |            |   |   |            |   |
| 35. <u>Climacostomum</u> sp. |   |            |   |   |            |   |
| 36. <u>Bursaria</u> sp.      |   |            |   |   |            |   |
| 37. <u>Bursaridium</u> sp.   |   | +          | + |   | +          | + |
| 38. <u>Discomorpha</u> sp.   | + | +          | + | + | +          | + |
| 39. <u>Trichospira</u> sp.   |   |            |   |   |            |   |
| 40. <u>Holosticha</u> sp.    |   |            |   |   |            |   |
| 41. <u>Euplotes</u> sp.      |   |            |   |   |            |   |
| 42. <u>Pauroleptes</u> sp.   |   |            |   |   |            |   |
| 43. <u>Histrio</u> sp.       |   | +          |   |   |            |   |
| 44. <u>Aspidisca</u> sp.     |   |            |   |   |            |   |
| 45. <u>Stylonichia</u> sp.   | + |            |   |   |            |   |
| 46. <u>Mesostoma</u> sp.     |   |            |   |   |            |   |
| 47. <u>Spirostomum</u> sp.   |   |            |   |   |            |   |
| 48. <u>Vorticella</u> sp.    | + | +          | + | + | +          | + |
| 49. <u>Epistylis</u> sp.     |   | +          |   | + |            | + |
| 50. <u>Systilis</u> sp.      |   |            | + |   | +          | + |
| PHYLUM: NEMATA               |   |            |   |   |            |   |
| 51. <u>Dorylaimus</u> sp.    |   |            |   |   |            |   |
| PHYLUM: ROTIFERA             |   |            |   |   |            |   |
| 52. <u>Monostyla</u> sp.     | + | +          | + | + | +          | + |
| 53. <u>Brachionus</u> sp.    |   |            |   |   |            |   |
| 54. <u>Wolga</u> sp.         |   |            |   |   |            |   |
| 55. <u>Rotaria</u> sp.       | + | +          | + | + | +          | + |
| 56. <u>Keratella</u> sp.     | + |            | + |   | +          |   |
| 57. <u>Platyias</u> sp.      |   |            |   |   |            |   |
| 58. <u>Epiphanes</u> sp.     |   |            |   |   |            |   |
| 59. <u>Cyrtonia</u> sp.      |   |            |   |   |            |   |
| 60. <u>Euchlanis</u> sp.     |   |            |   |   |            |   |
| 61. <u>Asplanchna</u> sp.    |   |            |   |   |            |   |
| 62. <u>Lecane</u> sp.        |   |            |   |   |            |   |
| 63. <u>Philodina</u> sp.     |   |            |   | + |            | + |
| 64. <u>Filinia</u> sp.       |   |            |   |   |            |   |
| PHYLUM: ARTHROPODA           |   |            |   |   |            |   |
| CLASS: CRUSTACEA             |   |            |   |   |            |   |
| 65. <u>Alonella</u> sp.      |   | +          |   |   |            |   |
| 66. <u>Cyclops</u> sp.       |   | +          |   |   |            |   |
| 67. <u>Cereodaphnia</u> sp.  | + | +          | + | + | +          | + |
| Continued:-                  |   | += Present |   |   | - = Absent |   |
| <u>Daphnia</u> sp.           | + | +          | + | + | +          | + |



August 1979

Table 27 Animals.

Stations.

MICROFAUNA

PHYLUM: PROTOZOA

CLASS: RHIZOPODA

- 1. Centropyxis sp.
- 2. Diffugia sp.
- 3. Dinamoeba sp.

CLASS: CILIOPHORA

- 4. Urotricha sp.
- 5. Ileonema sp.
- 6. Trachelophyllum sp.
- 7. Chaenea sp.
- 8. Placus sp. *urostyla sp.*
- 9. Enchelyodon sp.
- 10. Pseudoporodon sp.
- 11. Porodon sp.
- 12. Coleps sp.
- 13. Mesodinium sp.
- 14. Didinium sp.
- 15. Chaetospira sp.
- 16. Perispira sp.
- 17. Homalozoon sp.
- 18. Cranotheridium sp.
- 19. Spathidiodes sp.
- 20. Amphileptus sp.
- 21. Bryophyllum sp.
- 22. Loxophyllum sp.
- 23. Acineria sp.
- 24. Lionotus sp.
- 25. Loxodes sp.
- 26. Chilodonella sp.
- 27. Pleutonema sp.
- 28. Paramecium sp.
- 29. Spirozoa sp.
- 30. Colpoda sp.
- 31. Colpidium sp.

|  | 1 | 2 | 3 | 4 | 5 | 6 |
|--|---|---|---|---|---|---|
| 1. <u>Centropyxis</u> sp.                |   |   | + |   |   | + |
| 2. <u>Diffugia</u> sp.                   |   |   |   |   |   |   |
| 3. <u>Dinamoeba</u> sp.                  |   |   |   |   |   |   |
| 4. <u>Urotricha</u> sp.                  |   |   |   |   |   | + |
| 5. <u>Ileonema</u> sp.                   |   |   |   |   |   |   |
| 6. <u>Trachelophyllum</u> sp.            |   |   |   |   |   |   |
| 7. <u>Chaenea</u> sp.                    |   |   |   |   |   |   |
| 8. <u>Placus</u> sp. <i>urostyla sp.</i> | + |   | + |   | + |   |
| 9. <u>Enchelyodon</u> sp.                |   |   |   |   |   |   |
| 10. <u>Pseudoporodon</u> sp.             |   |   |   |   |   |   |
| 11. <u>Porodon</u> sp.                   |   |   |   |   |   |   |
| 12. <u>Coleps</u> sp.                    |   |   |   |   | + |   |
| 13. <u>Mesodinium</u> sp.                |   | + |   |   |   |   |
| 14. <u>Didinium</u> sp.                  |   |   |   | + |   |   |
| 15. <u>Chaetospira</u> sp.               |   | + |   |   |   |   |
| 16. <u>Perispira</u> sp.                 |   |   | + |   |   |   |
| 17. <u>Homalozoon</u> sp.                |   |   |   |   |   |   |
| 18. <u>Cranotheridium</u> sp.            |   |   |   |   |   |   |
| 19. <u>Spathidiodes</u> sp.              |   |   |   |   |   |   |
| 20. <u>Amphileptus</u> sp.               |   |   |   |   |   |   |
| 21. <u>Bryophyllum</u> sp.               |   |   |   |   |   |   |
| 22. <u>Loxophyllum</u> sp.               |   |   |   |   |   |   |
| 23. <u>Acineria</u> sp.                  |   |   |   |   |   |   |
| 24. <u>Lionotus</u> sp.                  |   |   |   |   |   |   |
| 25. <u>Loxodes</u> sp.                   |   |   |   |   |   |   |
| 26. <u>Chilodonella</u> sp.              |   |   |   |   | + | + |
| 27. <u>Pleutonema</u> sp.                |   |   | + |   |   |   |
| 28. <u>Paramecium</u> sp.                | + | + |   |   | + |   |
| 29. <u>Spirozoa</u> sp.                  |   | + |   |   |   |   |
| 30. <u>Colpoda</u> sp.                   |   |   |   |   | + |   |
| 31. <u>Colpidium</u> sp.                 |   |   |   |   |   |   |

Continued: - + = Present , - = Absent

MICROFAUNA

Stations.

|                              | 1 | 2 | 3 | 4 | 5 | 6 |
|------------------------------|---|---|---|---|---|---|
| 32. <u>Urocentrum</u> sp.    |   |   |   |   |   | + |
| 33. <u>Condylestoma</u> sp.  |   |   |   |   | + |   |
| 34. <u>Stentor</u> sp.       |   |   |   |   |   |   |
| 35. <u>Climacostomum</u> sp. |   |   | + |   |   |   |
| 36. <u>Bursaria</u> sp.      |   |   |   |   |   |   |
| 37. <u>Bursaridium</u> sp.   |   | + |   |   |   | + |
| 38. <u>Discomorpha</u> sp.   |   |   | + |   |   |   |
| 39. <u>Trichospira</u> sp.   |   |   |   |   | + |   |
| 40. <u>Holosticha</u> sp.    |   |   |   |   |   |   |
| 41. <u>Euplotes</u> sp.      |   |   |   |   |   | + |
| 42. <u>Pauroleptes</u> sp.   |   |   |   |   |   |   |
| 43. <u>Histrio</u> sp.       |   |   |   |   |   |   |
| 44. <u>Aspidisca</u> sp.     |   |   |   |   |   |   |
| 45. <u>Stylonichia</u> sp.   |   |   | + |   |   |   |
| 46. <u>Mesostoma</u> sp.     |   |   |   |   |   |   |
| 47. <u>Spirostomum</u> sp.   |   |   |   | + |   |   |
| 48. <u>Vorticella</u> sp.    |   |   |   |   |   |   |
| 49. <u>Epistylis</u> sp.     |   |   |   | + |   |   |
| 50. <u>Systilis</u> sp.      |   |   |   |   |   |   |
| PHYLUM: NEMATA               |   |   |   |   |   |   |
| 51. <u>Dorylaimus</u> sp.    |   |   |   | + |   |   |
| PHYLUM: ROTIFERA             |   |   |   |   |   |   |
| 52. <u>Monostyla</u> sp.     |   | + |   |   |   |   |
| 53. <u>Brachionus</u> sp.    |   |   |   |   |   |   |
| 54. <u>Wolga</u> sp.         |   | + |   |   |   |   |
| 55. <u>Rotaria</u> sp.       |   |   |   | + |   |   |
| 56. <u>Keratella</u> sp.     |   |   |   | + |   | + |
| 57. <u>Platyias</u> sp.      |   |   |   |   |   |   |
| 58. <u>Epiphanes</u> sp.     |   |   |   |   |   |   |
| 59. <u>Cyrtonia</u> sp.      |   |   |   |   |   | + |
| 60. <u>Euchlanis</u> sp.     |   |   |   |   |   |   |
| 61. <u>Asplanchna</u> sp.    |   |   |   |   |   |   |
| 62. <u>Lecane</u> sp.        |   |   |   |   |   |   |
| 63. <u>Philodina</u> sp.     |   |   | + |   |   |   |
| 64. <u>Filinia</u> sp.       |   |   |   |   |   |   |
| PHYLUM: ARTHROPODA           |   |   |   |   |   |   |
| CLASS: CRUSTACEA             |   |   |   |   |   |   |
| 65. <u>Alonella</u> sp.      |   |   |   |   |   |   |
| 66. <u>Cyclops</u> sp.       |   |   |   |   |   |   |
| 67. <u>Cereodaphnia</u> sp.  |   |   |   |   |   |   |

Continued:- +== Present, - = Absent

Cypris sp.

Sept. 1979.

Table 28 Animals.

|  | Stations. |   |   |   |   |   |
|--|-----------|---|---|---|---|---|
|  | 1         | 2 | 3 | 4 | 5 | 6 |
| MICROFAUNA                             |           |   |   |   |   |   |
| PHYLUM: PROTOZOA                       |           |   |   |   |   |   |
| CLASS: RHIZOPODA                       |           |   |   |   |   |   |
| 1. <u>Centropyxis</u> sp.              |           |   |   |   |   |   |
| 2. <u>Diffugia</u> sp.                 |           |   |   |   |   |   |
| 3. <u>Dinamoeba</u> sp.                |           |   |   |   |   |   |
| CLASS: CILIOPHORA                      |           |   |   |   |   |   |
| 4. <u>Urotricha</u> sp.                |           |   |   |   |   |   |
| 5. <u>Ileonema</u> sp.                 |           |   |   |   |   |   |
| 6. <u>Trachelophyllum</u> sp.          |           |   |   |   |   |   |
| 7. <u>Chaenea</u> sp.                  |           |   |   |   |   |   |
| 8. <u>Placus</u> sp.                   |           |   |   | + | + |   |
| 9. <u>Enchelyodon</u> sp.              |           |   |   |   |   |   |
| 10. <u>Pseudoporodon</u> sp.           |           |   |   |   |   |   |
| 11. <u>Porodon</u> sp.                 |           |   |   |   |   |   |
| 12. <u>Coleps</u> sp.                  |           |   |   |   |   |   |
| 13. <u>Mesodinium</u> sp.              |           |   |   |   |   |   |
| 14. <u>Didinium</u> sp.                |           | + |   |   |   |   |
| 15. <u>Chaetospira</u> sp.             |           |   |   |   |   |   |
| 16. <u>Perispira</u> sp.               |           |   |   |   |   |   |
| 17. <u>Homalozoon</u> sp.              |           |   |   |   |   | + |
| 18. <u>Cranotheridium</u> sp.          |           |   |   |   |   |   |
| 19. <u>Spathidiodes</u> sp.            |           |   |   |   |   |   |
| 20. <u>Amphileptus</u> sp.             |           |   |   |   |   | + |
| 21. <u>Bryophyllum</u> sp.             |           |   |   |   |   |   |
| 22. <u>Loxophyllum</u> sp.             |           |   |   |   |   |   |
| 23. <u>Acineria</u> sp.                |           |   |   |   |   | + |
| 24. <del><u>Lionotus</u></del> sp.     |           |   |   |   |   |   |
| 25. <u>Loxodes</u> sp.                 |           |   |   |   |   |   |
| 26. <del><u>Chilodonella</u></del> sp. |           |   |   |   |   |   |
| 27. <u>Pleutonema</u> sp.              | +         |   |   | + |   | + |
| 28. <u>Paramécium</u> sp.              | +         |   | + | + | + | + |
| 29. <u>Spirozoona</u> sp.              |           | + |   |   | + |   |
| 30. <u>Colpoda</u> sp.                 |           |   |   |   |   |   |
| 31. <u>Colpidium</u> sp.               |           |   |   |   |   |   |

Continued: - + = Present, - = Absent

| MICROFAUNA                   | Stations. |   |   |   |   |   |
|------------------------------|-----------|---|---|---|---|---|
|                              | 1         | 2 | 3 | 4 | 5 | 6 |
| 32. <u>Urocentrum</u> sp.    | +         |   |   |   |   |   |
| 33. <u>Condylostoma</u> sp.  |           |   |   |   |   |   |
| 34. <u>Stentor</u> sp.       |           |   |   |   |   | + |
| 35. <u>Climacostomum</u> sp. |           | + |   |   |   | + |
| 36. <u>Bursaria</u> sp.      |           |   |   |   |   |   |
| 37. <u>Bursaridium</u> sp.   |           | + |   |   | + | - |
| 38. <u>Discomorpha</u> sp.   |           |   |   | + | + |   |
| 39. <u>Trichospira</u> sp.   |           |   |   |   |   |   |
| 40. <u>Holosticha</u> sp.    |           |   |   |   |   |   |
| 41. <u>Euplotes</u> sp.      |           | + |   |   |   |   |
| 42. <u>Pauroleptes</u> sp.   |           |   |   |   |   | + |
| 43. <u>Histrio</u> sp.       |           |   |   | + |   | + |
| 44. <u>Aspidisca</u> sp.     |           |   |   |   |   |   |
| 45. <u>Stylonichia</u> sp.   |           | + |   |   |   |   |
| 46. <u>Mesostoma</u> sp.     |           |   |   |   |   |   |
| 47. <u>Spirostomum</u> sp.   |           |   |   |   |   |   |
| 48. <u>Vorticella</u> sp.    | +         | + |   | + | + | + |
| 49. <u>Epistylis</u> sp.     |           | + |   |   |   |   |
| 50. <u>Systilis</u> sp.      | +         | + |   |   |   |   |
| PHYLUM: NEMATA               | +         |   |   |   |   |   |
| 51. <u>Dorylaimus</u> sp.    |           |   | + |   | + |   |
| PHYLUM: ROTIFERA             |           |   |   |   |   |   |
| 52. <u>Monostyla</u> sp.     |           |   |   |   |   |   |
| 53. <u>Brachionus</u> sp.    |           |   |   |   |   |   |
| 54. <u>Wolga</u> sp.         |           |   |   |   |   |   |
| 55. <u>Rotaria</u> sp.       | +         |   | + | + | + |   |
| 56. <u>Keratella</u> sp.     |           |   |   |   |   |   |
| 57. <u>Platyias</u> sp.      |           |   |   |   |   |   |
| 58. <u>Epiphanes</u> sp.     |           |   |   |   |   |   |
| 59. <u>Cyrtonia</u> sp.      |           |   |   |   |   |   |
| 60. <u>Euchlanis</u> sp.     |           |   |   |   |   |   |
| 61. <u>Asplanchna</u> sp.    |           |   |   |   |   |   |
| 62. <u>Lecane</u> sp.        |           |   |   |   |   |   |
| 63. <u>Philodina</u> sp.     |           |   |   |   |   |   |
| 64. <u>Filinia</u> sp.       |           |   |   |   |   |   |
| PHYLUM: ARTHROPODA           |           |   |   |   |   |   |
| CLASS: CRUSTACEA             |           |   |   |   |   |   |
| 65. <u>Alonella</u> sp.      |           |   |   |   |   |   |
| 66. <u>Cyclops</u> sp.       |           |   |   |   |   |   |
| 67. <u>Cereodaphnia</u> sp.  |           |   |   |   |   |   |

Continued:- += Present, - = Absent

Oct, 1979.

Table 29 Animals.

Stations.

MICRO MICROFAUNA

|                               | 1 | 2 | 3 | 4 | 5 | 6 |
|-------------------------------|---|---|---|---|---|---|
| PHYLUM: PROTOZOA              |   |   |   |   |   |   |
| CLASS: RHIZOPODA              |   |   |   |   |   |   |
| 1. <u>Centropyxis</u> sp.     |   |   |   | + |   | + |
| 2. <u>Diffugia</u> sp.        |   |   |   |   |   |   |
| 3. <u>Dinamoeba</u> sp.       |   |   |   |   |   |   |
| CLASS: CILIOPHORA             |   |   |   |   |   |   |
| 4. <u>Urotricha</u> sp.       |   |   |   |   |   |   |
| 5. <u>Ileonema</u> sp.        |   |   |   |   |   |   |
| 6. <u>Trachelophyllum</u> sp. |   |   |   |   |   |   |
| 7. <u>Chaenea</u> sp.         |   |   |   |   |   |   |
| 8. <u>Placus</u> sp.          |   |   |   |   |   |   |
| 9. <u>Enchelyodon</u> sp.     |   |   |   |   |   |   |
| 10. <u>Pseudoporodon</u> sp.  |   |   |   |   |   |   |
| 11. <u>Porodon</u> sp.        |   |   |   |   |   |   |
| 12. <u>Coleps</u> sp.         |   |   |   |   |   |   |
| 13. <u>Mesodinium</u> sp.     |   |   |   |   |   |   |
| 14. <u>Didinium</u> sp.       |   |   |   |   |   |   |
| 15. <u>Chaetospira</u> sp.    |   |   |   |   |   |   |
| 16. <u>Perispira</u> sp.      |   |   |   |   |   |   |
| 17. <u>Homalozoon</u> sp.     |   |   |   |   |   |   |
| 18. <u>Cranotheridium</u> sp. |   |   |   |   |   |   |
| 19. <u>Spathidiodes</u> sp.   |   |   |   |   |   |   |
| 20. <u>Amphileptus</u> sp.    |   |   |   |   |   |   |
| 21. <u>Bryophyllum</u> sp.    |   |   |   |   |   |   |
| 22. <u>Loxophyllum</u> sp.    |   |   | + |   |   | + |
| 23. <u>Acineria</u> sp.       |   |   | + |   |   |   |
| 24. <u>Lionotus</u> sp.       |   |   |   |   |   |   |
| 25. <u>Loxodes</u> sp.        |   |   |   |   |   |   |
| 26. <u>Chilodonella</u> sp.   |   |   |   |   |   |   |
| 27. <u>Pleutonema</u> sp.     |   |   |   |   |   |   |
| 28. <u>Paramecium</u> sp.     |   |   | + |   | + | + |
| 29. <u>Spirozona</u> sp.      |   |   |   |   |   |   |
| 30. <u>Colpoda</u> sp.        |   |   |   |   |   |   |
| 31. <u>Colpidium</u> sp.      |   |   |   |   |   |   |
| <u>Oxytricha</u> sp.          |   |   |   |   |   | + |

Continued:- + = Present, - = Absent

MICROFAUNA

Stations.

|                              | 1 | 2 | 3 | 4 | 5 | 6 |
|------------------------------|---|---|---|---|---|---|
| 32. <u>Urocentrum</u> sp.    |   |   |   |   |   |   |
| 33. <u>Condylostoma</u> sp.  |   |   |   |   |   |   |
| 34. <u>Stentor</u> sp.       |   |   |   |   |   |   |
| 35. <u>Climacostomum</u> sp. |   |   |   |   |   |   |
| 36. <u>Bursaria</u> sp.      |   |   |   |   |   |   |
| 37. <u>Bursaridium</u> sp.   |   |   |   |   |   | + |
| 38. <u>Discomorpha</u> sp. ↗ |   |   |   |   |   |   |
| 39. <u>Trichospira</u> sp.   |   |   |   |   |   |   |
| 40. <u>Holosticha</u> sp.    |   |   |   |   |   |   |
| 41. <u>Euplotes</u> sp.      |   |   |   |   |   |   |
| 42. <u>Fauroleptes</u> sp.   |   |   |   |   |   |   |
| 43. <u>Histrio</u> sp.       |   |   |   |   |   |   |
| 44. <u>Aspidisca</u> sp.     |   |   |   |   |   |   |
| 45. <u>Stylonichia</u> sp.   |   |   |   |   |   |   |
| 46. <u>Mesostoma</u> sp.     |   |   |   |   |   |   |
| 47. <u>Spirostomum</u> sp.   |   |   |   |   |   |   |
| 48. <u>Vorticella</u> sp.    |   |   |   |   | + |   |
| 49. <u>Epistylis</u> sp.     |   |   |   |   | + |   |
| 50. <u>Systilis</u> sp.      |   |   |   |   |   |   |
| PHYLUM: NEMATA               |   |   |   |   |   |   |
| 51. <u>Dorylaimus</u> sp.    |   |   |   |   |   |   |
| PHYLUM: ROTIFERA             |   |   |   |   |   |   |
| 52. <u>Monostyla</u> sp.     |   |   | + |   |   |   |
| 53. <u>Brachionus</u> sp.    |   |   |   |   |   |   |
| 54. <u>Wolga</u> sp.         |   |   |   |   |   |   |
| 55. <u>Rotaria</u> sp.       |   |   | + |   | + | + |
| 56. <u>Keratella</u> sp.     |   |   |   |   |   |   |
| 57. <u>Platyias</u> sp.      |   |   |   |   |   |   |
| 58. <u>Epiphanes</u> sp.     |   |   |   |   |   |   |
| 59. <u>Cyrtonia</u> sp.      |   |   |   |   |   |   |
| 60. <u>Euchlanis</u> sp.     |   |   |   |   |   |   |
| 61. <u>Asplanchna</u> sp.    |   |   |   |   |   |   |
| 62. <u>Lecane</u> sp.        |   |   |   |   |   |   |
| 63. <u>Philodina</u> sp.     |   |   |   |   |   |   |
| 64. <u>Filinia</u> sp.       |   |   |   |   |   |   |
| PHYLUM: ARTHROPODA           |   |   |   |   |   |   |
| CLASS: CRUSTACEA             |   |   |   |   |   |   |
| 65. <u>Alonella</u> sp.      |   |   |   |   |   |   |
| 66. <u>Cyclops</u> sp.       |   |   |   |   |   |   |
| 67. <u>Cereodaphnia</u> sp.  |   |   |   |   |   |   |

Cypnis sp.

Continued:- += Present, - = Absent

Table 30 Animals.

NOV, 1979.

Stations.

MICROFAUNA

PHYLUM: PROTOZOA

CLASS: RHIZOPODA

- 1. Centropyxis sp.
- 2. Diffugia sp.
- 3. Dinamoeba sp.

CLASS: CILIOPHORA

- 4. Urotricha sp.
- 5. Ilecnema sp.
- 6. Trachelophyllum sp.
- 7. Chaenea sp.
- 8. Placus sp.
- 9. Enchelyodon sp.
- 10. Pseudoporodon sp.
- 11. Porodon sp.
- 12. Coleps sp.
- 13. Mesodinium sp.

14. Didinium sp.

15. Chaetospira sp.

16. Perispira sp.

17. Homalozoon sp.

18. Cranotheridium sp.

19. Spathidiodes sp.

20. Amphileptus sp.

21. Bryophyllum sp.

22. Loxophyllum sp.

23. Acineria sp.

24. Lionotus sp.

25. Loxodes sp.

26. Chilodonella sp.

27. Pleutonema sp.

28. Paramecium sp.

29. Spirazona sp.

30. Colpoda sp.

31. Colpidium sp.

Acinata sp.

Dytrophia sp.

Continued: - + = Present , - = Absent

|                               | 1 | 2 | 3 | 4 | 5 | 6 |
|-------------------------------|---|---|---|---|---|---|
| PHYLUM: PROTOZOA              |   |   |   |   |   |   |
| CLASS: RHIZOPODA              |   |   |   |   |   |   |
| 1. <u>Centropyxis</u> sp.     |   |   |   |   |   |   |
| 2. <u>Diffugia</u> sp.        |   |   |   |   |   |   |
| 3. <u>Dinamoeba</u> sp.       |   |   |   |   |   |   |
| CLASS: CILIOPHORA             |   |   |   |   |   |   |
| 4. <u>Urotricha</u> sp.       |   |   |   |   |   |   |
| 5. <u>Ilecnema</u> sp.        |   |   |   |   |   |   |
| 6. <u>Trachelophyllum</u> sp. |   |   |   |   |   |   |
| 7. <u>Chaenea</u> sp.         |   |   |   |   |   |   |
| 8. <u>Placus</u> sp.          |   |   |   |   |   |   |
| 9. <u>Enchelyodon</u> sp.     |   |   |   |   |   |   |
| 10. <u>Pseudoporodon</u> sp.  |   |   |   |   |   |   |
| 11. <u>Porodon</u> sp.        |   |   |   |   |   |   |
| 12. <u>Coleps</u> sp.         |   |   |   |   |   |   |
| 13. <u>Mesodinium</u> sp.     |   |   |   |   |   |   |
| 14. <u>Didinium</u> sp.       |   |   |   |   | + |   |
| 15. <u>Chaetospira</u> sp.    | + |   |   |   |   |   |
| 16. <u>Perispira</u> sp.      |   |   |   |   |   |   |
| 17. <u>Homalozoon</u> sp.     |   |   |   |   |   |   |
| 18. <u>Cranotheridium</u> sp. |   |   |   |   |   |   |
| 19. <u>Spathidiodes</u> sp.   |   |   |   |   |   |   |
| 20. <u>Amphileptus</u> sp.    |   |   |   |   |   |   |
| 21. <u>Bryophyllum</u> sp.    |   |   |   |   |   |   |
| 22. <u>Loxophyllum</u> sp.    |   |   |   | + |   | + |
| 23. <u>Acineria</u> sp.       |   |   |   |   |   |   |
| 24. <u>Lionotus</u> sp.       |   |   |   |   |   |   |
| 25. <u>Loxodes</u> sp.        |   |   |   |   |   |   |
| 26. <u>Chilodonella</u> sp.   |   | + | + |   |   | + |
| 27. <u>Pleutonema</u> sp.     |   |   |   | + | + |   |
| 28. <u>Paramecium</u> sp.     |   | + |   |   | + |   |
| 29. <u>Spirazona</u> sp.      |   |   |   |   |   |   |
| 30. <u>Colpoda</u> sp.        |   |   |   |   |   |   |
| 31. <u>Colpidium</u> sp.      |   |   |   |   |   |   |
| <u>Acinata</u> sp.            |   |   |   |   |   |   |
| <u>Dytrophia</u> sp.          |   |   |   |   |   | + |

MICROFAUNA

Stations.

|   | 1 | 2 | 3 | 4 | 5 | 6 |
|---|---|---|---|---|---|---|
| 32. <u>Urocentrum</u> sp.               |   |   |   |   |   |   |
| 33. <u>Condylostoma</u> sp.             |   |   |   |   |   |   |
| 34. <u>Stentor</u> sp.                  |   |   |   |   |   |   |
| 35. <u>Climacostomum</u> sp.            |   |   |   |   |   |   |
| 36. <u>Bursaria</u> sp.                 |   |   |   |   |   |   |
| 37. <u>Bursaridium</u> sp.              |   |   |   | + |   |   |
| 38. <u>Discomorpha</u> sp.              |   |   |   |   |   |   |
| 39. <u>Trichospira</u> sp.              |   |   |   |   |   |   |
| 40. <u>Holosticha</u> sp.               |   |   |   |   |   |   |
| 41. <u>Euplotes</u> sp.                 |   |   |   |   |   |   |
| 42. <u>Fauroleptes</u> sp.              |   |   |   |   |   |   |
| 43. <u>Histrio</u> sp.                  |   |   |   |   |   |   |
| 44. <u>Aspidisca</u> sp.                |   |   |   |   |   |   |
| 45. <u>Stylonichia</u> sp.              |   |   |   |   |   |   |
| 46. <u>Mesostoma</u> sp.                |   |   |   |   |   |   |
| 47. <u>Spirostomum</u> sp.              |   |   |   |   |   |   |
| 48. <u>Vorticella</u> sp.               | + | + | + | + |   | + |
| 49. <u>Epistylis</u> sp.                | + |   |   |   |   |   |
| 50. <u>Systilis</u> sp.                 | + |   |   |   |   |   |
| <u>conchesium</u> sp.<br>PHYLUM: NEMATA |   |   | + | + |   | + |
| 51. <u>Dorylaimus</u> sp.               |   |   |   |   |   |   |
| PHYLUM: ROTIFERA                        |   |   |   |   |   |   |
| 52. <u>Monostyla</u> sp.                |   | + |   |   |   |   |
| 53. <u>Brachionus</u> sp.               |   |   |   |   |   |   |
| 54. <u>Wolga</u> sp.                    |   |   |   |   |   |   |
| 55. <u>Rotaria</u> sp.                  | + | + | + | + |   |   |
| 56. <u>Keratella</u> sp.                |   | + |   |   |   |   |
| 57. <u>Platyias</u> sp.                 |   |   |   |   |   |   |
| 58. <u>Epiphanes</u> sp.                |   |   |   |   |   |   |
| 59. <u>Cyrtonia</u> sp.                 |   |   |   |   |   |   |
| 60. <u>Euchlanis</u> sp.                |   |   |   |   |   |   |
| 61. <u>Asplanchna</u> sp.               |   |   |   |   |   |   |
| 62. <u>Lecane</u> sp.                   |   |   |   |   |   |   |
| 63. <u>Philodina</u> sp.                |   |   |   |   |   |   |
| 64. <u>Filinia</u> sp.                  |   |   |   |   |   |   |
| PHYLUM: ARTHROPODA                      |   |   |   |   |   |   |
| CLASS: CRUSTACEA                        |   |   |   |   |   |   |
| 65. <u>Alonella</u> sp.                 |   |   |   |   |   |   |
| 66. <u>Cyclops</u> sp.                  |   |   |   |   |   |   |
| 67. <u>Cereodaphnia</u> sp.             |   |   |   |   |   |   |

Continued:- + = Present - = Absent

+



Dec, 1979.

Stations.

MICROFAUNA

|   | 1 | 2 | 3 | 4 | 5 | 6 |
|---|---|---|---|---|---|---|
| PHYLUM: PROTOZOA                                    |   |   |   |   |   |   |
| CLASS: RHIZOPODA                                    |   |   |   |   |   |   |
| 1. <u>Centropyxis</u> sp.                           |   | + | + | + |   |   |
| 2. <u>Diffugia</u> sp.                              |   |   |   |   |   |   |
| 3. <u>Dinamoeba</u> sp.                             |   |   |   |   |   |   |
| CLASS: CILIOPHORA                                   |   |   |   |   |   |   |
| 4. <u>Urotricha</u> sp.<br><i>Metopus sp.</i>       |   |   | + |   |   |   |
| 5. <u>Ileonema</u> sp.                              |   |   |   |   |   |   |
| 6. <u>Trachelophyllum</u> sp.                       |   |   |   |   |   |   |
| 7. <u>Chaenea</u> sp.<br><i>Leucophyllum sp.</i>    |   |   | + |   |   |   |
| 8. <u>Placus</u> sp.                                |   | + |   | + |   |   |
| 9. <u>Enchelyodon</u> sp.                           |   |   |   |   |   |   |
| 10. <u>Pseudoporodon</u> sp.<br><i>Stokesia sp.</i> |   |   | + |   | + | + |
| 11. <u>Porodon</u> sp.                              |   |   |   |   |   |   |
| 12. <u>Coleps</u> sp.<br><i>Gastropus sp.</i>       |   |   |   |   |   | + |
| 13. <u>Mesodinium</u> sp.                           |   |   |   |   |   |   |
| 14. <u>Didinium</u> sp.                             |   |   |   |   |   | + |
| 15. <u>Chaetospira</u> sp.                          |   |   |   |   |   |   |
| 16. <u>Perispira</u> sp.                            |   |   |   |   |   |   |
| 17. <u>Homalozoon</u> sp.                           |   |   | + |   |   |   |
| 18. <u>Cranotheridium</u> sp.                       |   |   |   | + |   |   |
| 19. <u>Spathidiodes</u> sp.                         |   |   |   | + |   |   |
| 20. <u>Amphileptus</u> sp.                          |   |   |   |   |   |   |
| 21. <u>Bryophyllum</u> sp.                          |   |   |   |   |   |   |
| 22. <u>Loxophyllum</u> sp.                          |   |   |   | + |   |   |
| 23. <u>Acineria</u> sp.                             |   |   |   |   |   |   |
| 24. <u>Lionotus</u> sp.                             |   |   |   |   |   |   |
| 25. <u>Loxodes</u> sp.                              |   |   |   |   |   | + |
| 26. <u>Chilodonella</u> sp.                         | + | + |   |   |   |   |
| 27. <u>Pleuxonema</u> sp.                           |   |   |   |   |   |   |
| 28. <u>Paramecium</u> sp.                           | + | + | + | + | + | + |
| 29. <u>Spirozoona</u> sp.                           |   |   |   |   |   |   |
| 30. <u>Colpoda</u> sp.                              |   |   |   |   |   |   |
| 31. <u>Colpidium</u> sp.                            |   |   |   |   |   | + |
| <i>Oxytchea sp.</i>                                 |   |   |   |   |   |   |

Continued: + = Present, - = Absent

MICROFAUNA

Stations.

|   | 1 | 2 | 3 | 4 | 5 | 6 |
|---|---|---|---|---|---|---|
| 32. <u>Urocentrum</u> sp.                 |   | + |   |   |   |   |
| 33. <u>Condylostoma</u> sp.               |   |   |   |   |   |   |
| 34. <u>Stentor</u> sp.                    |   |   |   |   |   |   |
| 35. <u>Climacostomum</u> sp.              |   |   |   |   |   |   |
| 36. <u>Bursaria</u> sp.                   |   |   |   |   |   |   |
| 37. <u>Bursaridium</u> sp.                |   |   |   |   |   | + |
| 38. <u>Discomorpha</u> sp.                |   |   |   |   |   | + |
| 39. <u>Trichospira</u> sp.                |   |   | + |   |   |   |
| 40. <u>Holosticha</u> sp.                 |   |   |   |   |   | + |
| 41. <u>Euplotes</u> sp.                   |   |   |   |   |   |   |
| 42. <u>Fauroleptes</u> sp.                |   |   | + |   |   |   |
| 43. <u>Histrio</u> sp.                    |   |   |   |   |   |   |
| 44. <u>Aspidisca</u> sp.                  |   |   |   |   |   |   |
| 45. <u>Stylonichia</u> sp.                |   |   |   |   |   |   |
| 46. <u>Mesostoma</u> sp.                  |   |   |   |   |   |   |
| 47. <u>Spirostomum</u> sp.                |   |   |   |   |   |   |
| 48. <u>Vorticella</u> sp.                 |   |   | + | + |   | + |
| 49. <u>Epistylis</u> sp.                  |   |   |   |   |   |   |
| 50. <u>Systilis</u> sp.                   | + | + | + | + | + |   |
| <i>Corchesium</i> sp.<br>PHYLUM: NEMATODA |   |   |   |   |   |   |
| 51. <u>Dorylaimus</u> sp.                 |   |   |   |   |   |   |
| PHYLUM: ROTIFERA                          |   |   |   |   |   |   |
| 52. <u>Monostyla</u> sp.                  |   |   |   |   |   | + |
| 53. <u>Brachionus</u> sp.                 |   |   |   |   |   |   |
| 54. <u>Wolga</u> sp.                      |   |   |   |   | + |   |
| 55. <u>Rotaria</u> sp.                    |   | + |   |   |   |   |
| 56. <u>Keratella</u> sp.                  |   |   |   |   |   |   |
| 57. <u>Platyias</u> sp.                   |   |   |   |   |   |   |
| 58. <u>Epiphanes</u> sp.                  |   |   |   |   |   |   |
| 59. <u>Cyrtonia</u> sp.                   |   |   |   |   |   |   |
| 60. <u>Euchlanis</u> sp.                  |   |   |   |   |   | + |
| 61. <u>Asplanchna</u> sp.                 |   |   |   |   |   |   |
| 62. <u>Lecane</u> sp.                     |   |   |   |   |   |   |
| 63. <u>Philodina</u> sp.                  |   |   |   |   |   |   |
| 64. <u>Filinia</u> sp.                    |   |   |   |   |   |   |
| PHYLUM: ARTHROPODA                        |   |   |   |   |   |   |
| CLASS: CRUSTACEA                          |   |   |   |   |   |   |
| 65. <u>Alonella</u> sp.                   |   |   |   |   |   |   |
| 66. <u>Cyclops</u> sp.                    |   |   |   |   |   |   |
| 67. <u>Cereodaphnia</u> sp.               |   |   |   |   |   |   |

Continued: - + = Present - = Absent

Table 32 Animals.

Stations.

MICROFAUNA

|                               | 1 | 2 | 3 | 4 | 5 | 6 |
|-------------------------------|---|---|---|---|---|---|
| PHYLUM: PROTOZOA              |   |   |   |   |   |   |
| CLASS: RHIZOPODA              |   |   |   |   |   |   |
| 1. <u>Centropyxis</u> sp.     | + | + | + |   | + |   |
| 2. <u>Diffugia</u> sp.        |   |   |   |   |   |   |
| 3. <u>Dinamoeba</u> sp.       |   |   |   |   |   |   |
| CLASS: CILIOPHORA             |   |   |   |   |   |   |
| 4. <u>Urotricha</u> sp.       |   |   |   | + |   |   |
| 5. <u>Ileonema</u> sp.        |   |   |   |   |   |   |
| 6. <u>Trachelophyllum</u> sp. |   |   |   |   |   |   |
| 7. <u>Chaenea</u> sp.         |   |   |   |   |   |   |
| 8. <u>Placus</u> sp.          |   |   |   |   |   |   |
| 9. <u>Enchelyodon</u> sp.     |   |   |   |   |   |   |
| 10. <u>Pseudoporodon</u> sp.  |   |   |   |   |   |   |
| 11. <u>Porodon</u> sp.        |   |   |   |   |   |   |
| 12. <u>Coleps</u> sp.         |   | + |   |   |   |   |
| 13. <u>Mesodinium</u> sp.     |   |   |   |   |   |   |
| 14. <u>Didinium</u> sp.       |   |   |   |   |   |   |
| 15. <u>Chaetospira</u> sp.    |   |   |   |   |   |   |
| 16. <u>Perispira</u> sp.      |   |   |   |   |   |   |
| 17. <u>Homalozoon</u> sp.     |   |   |   |   |   |   |
| 18. <u>Cranotheridium</u> sp. |   |   |   |   |   |   |
| 19. <u>Spathidiodes</u> sp.   |   |   |   |   |   |   |
| 20. <u>Amphileptus</u> sp.    |   |   |   |   |   |   |
| 21. <u>Bryophyllum</u> sp.    |   |   |   |   |   | + |
| 22. <u>Loxophyllum</u> sp.    |   |   |   |   |   |   |
| 23. <u>Acineria</u> sp.       |   |   |   |   |   |   |
| 24. <u>Lionotus</u> sp.       |   |   |   |   |   |   |
| 25. <u>Loxodes</u> sp.        | + | + | + |   | + | + |
| 26. <u>Chilodonella</u> sp.   |   |   |   |   |   |   |
| 27. <u>Pleuronema</u> sp.     | + | + | + | + | + | + |
| 28. <u>Paramecium</u> sp.     |   |   |   |   |   |   |
| 29. <u>Spirozoa</u> sp.       |   |   |   |   |   |   |
| 30. <u>Colpoda</u> sp.        |   |   |   |   |   |   |
| 31. <u>Colpidium</u> sp.      |   |   | + | + | + | + |

Continued: - + = Present, - = Absent

MICROFAUNA

Stations.

|  | 1 | 2 | 3 | 4 | 5 | 6 |
|--|---|---|---|---|---|---|
| 32. <u>Urocentrum</u> sp.              |   |   |   |   |   |   |
| 33. <u>Condylestoma</u> sp.            |   |   |   |   |   |   |
| 34. <u>Stentor</u> sp.                 |   |   |   |   |   |   |
| 35. <u>Climacostomum</u> sp.           |   |   |   |   |   |   |
| 36. <u>Bursaria</u> sp.                |   |   |   |   |   |   |
| 37. <u>Bursaridium</u> sp.             |   |   |   | + |   |   |
| 38. <u>Discomorpha</u> sp.             | + |   | + |   |   |   |
| 39. <u>Trichospira</u> sp.             |   |   |   |   |   |   |
| 40. <u>Holosticha</u> sp.              |   |   |   |   |   |   |
| 41. <u>Euplotes</u> sp.                |   |   |   |   |   |   |
| 42. <u>Fauroleptes</u> sp.             |   |   |   |   |   |   |
| 43. <u>Histrio</u> sp.                 |   |   |   |   |   |   |
| 44. <u>Aspidisca</u> sp.               |   |   |   |   |   |   |
| 45. <u>Stylonichia</u> sp.             |   |   |   |   |   |   |
| 46. <u>Mesostoma</u> sp.               |   |   |   |   |   |   |
| 47. <u>Spirostomum</u> sp.             |   |   |   |   |   |   |
| 48. <u>Vorticella</u> sp.              | + | + |   | + |   |   |
| 49. <u>Epistylis</u> sp.               |   |   |   |   |   |   |
| 50. <u>Systilis</u> sp.                |   |   |   |   | + |   |
| <i>Cacherium</i> sp.<br>PHYLUM: NEMATA |   |   |   |   |   | + |
| 51. <u>Dorylaimus</u> sp.              |   |   | + |   | + |   |
| PHYLUM: ROTIFERA                       |   |   |   |   |   |   |
| 52. <u>Monostyla</u> sp.               |   |   |   |   |   |   |
| 53. <u>Brachionus</u> sp.              |   |   |   |   |   |   |
| 54. <u>Wolga</u> sp.                   |   | + |   |   |   |   |
| 55. <u>Rotaria</u> sp.                 |   |   |   |   |   |   |
| 56. <u>Keratella</u> sp.               |   |   |   |   |   |   |
| 57. <u>Platylas</u> sp.                |   |   |   |   |   |   |
| 58. <u>Epiphanes</u> sp.               |   |   |   |   |   |   |
| 59. <u>Cyrtonia</u> sp.                |   |   |   |   |   |   |
| 60. <u>Euchlanis</u> sp.               |   |   |   |   |   |   |
| 61. <u>Asplanchna</u> sp.              |   |   |   |   |   |   |
| 62. <u>Lecane</u> sp.                  |   |   |   |   |   |   |
| 63. <u>Philodina</u> sp.               |   |   |   |   |   |   |
| 64. <u>Filinia</u> sp.                 |   |   |   |   |   |   |
| PHYLUM: ARTHROPODA                     |   |   |   |   |   |   |
| CLASS: CRUSTACEA                       |   |   |   |   |   |   |
| 65. <u>Alonella</u> sp.                |   |   |   |   |   |   |
| 66. <u>Cyclops</u> sp.                 |   |   |   |   |   |   |
| 67. <u>Ceriodaphnia</u> sp.            |   | + |   |   |   |   |

Continued:- += Present, - = Absent

Feb. 1980.

Table 33 Animals.

Stations.

MICROFAUNA

|                               | 1 | 2 | 3 | 4 | 5 | 6 |
|-------------------------------|---|---|---|---|---|---|
| PHYLUM: PROTOZOA              |   |   |   |   |   |   |
| CLASS: RHIZOPODA              |   |   |   |   |   |   |
| 1. <u>Centropyxis</u> sp.     |   | + |   |   | + | + |
| 2. <u>Diffugia</u> sp.        |   |   |   |   |   |   |
| 3. <u>Dinamoeba</u> sp.       |   |   |   |   |   |   |
| CLASS: CILIOPHORA             |   |   |   |   |   |   |
| 4. <u>Urotricha</u> sp.       |   |   |   |   |   |   |
| 5. <u>Ileonema</u> sp.        |   |   |   |   |   |   |
| 6. <u>Trachelophyllum</u> sp. |   |   |   |   |   |   |
| 7. <u>Chaenea</u> sp.         |   |   |   |   |   |   |
| 8. <u>Placus</u> sp.          |   |   |   |   |   |   |
| 9. <u>Enchelyodon</u> sp.     |   |   |   |   |   |   |
| 10. <u>Pseudoporodon</u> sp.  |   |   |   |   |   |   |
| 11. <u>Porodon</u> sp.        |   |   |   |   |   |   |
| 12. <u>Coleps</u> sp.         |   |   |   |   |   |   |
| 13. <u>Mesodinium</u> sp.     |   |   |   |   |   |   |
| 14. <u>Didinium</u> sp.       |   |   |   |   |   |   |
| 15. <u>Chaetospira</u> sp.    |   |   |   |   |   |   |
| 16. <u>Perispira</u> sp.      | + |   | + |   | + | + |
| 17. <u>Homalozoon</u> sp.     | + | + | + |   |   | + |
| 18. <u>Cranotheridium</u> sp. |   |   |   |   |   |   |
| 19. <u>Spathidiodes</u> sp.   |   |   |   |   |   |   |
| 20. <u>Amphileptus</u> sp.    |   |   |   |   |   |   |
| 21. <u>Bryophyllum</u> sp.    |   |   |   |   |   |   |
| 22. <u>Loxophyllum</u> sp.    |   | + |   |   | + |   |
| 23. <u>Acineria</u> sp.       |   |   |   |   |   |   |
| 24. <u>Lionotus</u> sp.       |   |   |   |   |   |   |
| 25. <u>Loxodes</u> sp.        |   |   |   |   |   |   |
| 26. <u>Chilodonella</u> sp.   | + | + | + | + |   | + |
| 27. <u>Pleutonema</u> sp.     |   |   |   |   |   |   |
| 28. <u>Paramecium</u> sp.     | + | + | + | + | + | + |
| 29. <u>Spirozoa</u> sp.       |   |   |   |   |   |   |
| 30. <u>Colpoda</u> sp.        |   |   |   |   |   |   |
| 31. <u>Colpidium</u> sp.      |   |   |   |   |   |   |

Continued: - + Present - + Absent

MICROFAUNA

Stations.

|                              | 1 | 2 | 3 | 4 | 5 | 6 |
|------------------------------|---|---|---|---|---|---|
| 32. <u>Urocentrum</u> sp.    |   |   |   |   |   |   |
| 33. <u>Condylostoma</u> sp.  |   |   |   |   |   |   |
| 34. <u>Stentor</u> sp.       |   |   | + |   | + |   |
| 35. <u>Climacostomum</u> sp. |   |   |   |   |   |   |
| 36. <u>Bursaria</u> sp.      |   |   |   |   |   |   |
| 37. <u>Bursaridium</u> sp.   |   | + |   | + | + |   |
| 38. <u>Discomorpha</u> sp.   | + | + | + | + | + | + |
| 39. <u>Trichospira</u> sp.   |   |   |   |   |   |   |
| 40. <u>Holosticha</u> sp.    |   |   |   |   |   |   |
| 41. <u>Euplotes</u> sp.      |   |   |   |   |   |   |
| 42. <u>Fauroleptes</u> sp.   |   |   |   |   |   |   |
| 43. <u>Histrio</u> sp.       |   |   |   |   |   |   |
| 44. <u>Aspidisca</u> sp.     |   |   |   |   |   |   |
| 45. <u>Stylonichia</u> sp.   |   |   |   |   |   |   |
| 46. <u>Mesostoma</u> sp.     |   |   |   |   |   |   |
| 47. <u>Spirostomum</u> sp.   |   |   |   |   |   |   |
| 48. <u>Vorticella</u> sp.    | + | + | + | + | + | + |
| 49. <u>Epistylis</u> sp.     |   |   |   |   |   |   |
| 50. <u>Systilis</u> sp.      |   |   | + |   |   | + |
| PHYLUM: NEMATA               |   |   |   |   |   |   |
| 51. <u>Dorylaimus</u> sp.    | + |   | + | + |   | + |
| PHYLUM: ROTIFERA             |   |   |   |   |   |   |
| 52. <u>Monostyla</u> sp.     | + |   | + | + | + |   |
| 53. <u>Brachionus</u> sp.    |   |   |   |   |   |   |
| 54. <u>Wolga</u> sp.         |   |   |   |   |   |   |
| 55. <u>Rotaria</u> sp.       | + | + | + | + | + |   |
| 56. <u>Keratella</u> sp.     |   | + | + |   | + |   |
| 57. <u>Platylas</u> sp.      |   |   | + |   | + | + |
| 58. <u>Epiphanes</u> sp.     |   |   |   |   |   |   |
| 59. <u>Cyrtonia</u> sp.      |   |   |   |   |   |   |
| 60. <u>Euchlanis</u> sp.     |   |   |   |   |   |   |
| 61. <u>Asplanchna</u> sp.    |   |   |   |   |   |   |
| 62. <u>Lecane</u> sp.        |   |   |   |   |   |   |
| 63. <u>Philodina</u> sp.     |   |   |   |   |   |   |
| 64. <u>Filinia</u> sp.       |   |   |   |   |   |   |
| PHYLUM: ARTHROPODA           |   |   |   |   |   |   |
| CLASS: CRUSTACEA             |   |   |   |   |   |   |
| 65. <u>Alonella</u> sp.      |   |   | + |   |   |   |
| 66. <u>Cyclops</u> sp.       |   |   | + | + |   | + |
| 67. <u>Ceriodaphnia</u> sp.  | + |   | + |   | + | + |

Continued:- + = Present - = Absent

March, 1990

Table 34 Animals.

Stations.

MICROFAUNA

PHYLUM: PROTOZOA

CLASS: RHIZOPODA

- 1. Centropyxis sp.
- 2. Diffugia sp.
- 3. Dinamoeba sp.

CLASS: CILIOPHORA

- 4. Urotricha sp.
- 5. Ileónema sp.
- 6. Trachelophyllum sp.
- 7. Chaenea sp.
- 8. Placus sp.
- 9. Enchelyodon sp.
- 10. Pseudoporodon sp.
- 11. Porodon sp.
- 12. Coleps sp.
- 13. Mesodinium sp.
- 14. Didinium sp.
- 15. Chaetospira sp.
- 16. Perispira sp.
- 17. Homalozoon sp.
- 18. Cranotheridium sp.
- 19. Spathidiodes sp.
- 20. Amphileptus sp.
- 21. Bryophyllum sp.
- 22. Loxophyllum sp.
- 23. Acineria sp.
- 24. Lionotus sp.
- 25. Loxodes sp.
- 26. Chilodonella sp.
- 27. Pleuronema sp.
- 28. Paramecium sp.
- 29. Spirozona sp.
- 30. Colpoda sp.
- 31. Colpidium sp.

|                        | 1 | 2 | 3 | 4 | 5 | 6 |
|------------------------|---|---|---|---|---|---|
| 1. Centropyxis sp.     |   |   |   |   |   |   |
| 2. Diffugia sp.        |   |   |   |   |   |   |
| 3. Dinamoeba sp.       |   |   |   |   |   |   |
| 4. Urotricha sp.       |   |   |   |   |   |   |
| 5. Ileónema sp.        |   |   |   |   |   |   |
| 6. Trachelophyllum sp. |   |   |   |   | + | + |
| 7. Chaenea sp.         |   |   |   |   |   |   |
| 8. Placus sp.          | + |   | + |   | + |   |
| 9. Enchelyodon sp.     |   |   |   |   |   |   |
| 10. Pseudoporodon sp.  |   |   |   |   |   |   |
| 11. Porodon sp.        |   |   |   |   |   |   |
| 12. Coleps sp.         | + |   | * | + | * | * |
| 13. Mesodinium sp.     |   |   |   |   |   |   |
| 14. Didinium sp.       |   |   | + | + | + | + |
| 15. Chaetospira sp.    |   |   |   |   |   |   |
| 16. Perispira sp.      | + | + |   | + |   |   |
| 17. Homalozoon sp.     |   |   |   |   |   |   |
| 18. Cranotheridium sp. |   |   |   |   |   |   |
| 19. Spathidiodes sp.   |   | * |   |   | + |   |
| 20. Amphileptus sp.    |   |   |   |   |   |   |
| 21. Bryophyllum sp.    |   |   |   |   |   |   |
| 22. Loxophyllum sp.    |   | + |   |   | + |   |
| 23. Acineria sp.       |   |   | + |   |   |   |
| 24. Lionotus sp.       |   |   |   |   |   |   |
| 25. Loxodes sp.        |   |   |   |   |   |   |
| 26. Chilodonella sp.   |   |   |   |   |   |   |
| 27. Pleuronema sp.     |   |   |   |   |   |   |
| 28. Paramecium sp.     |   |   |   |   |   | + |
| 29. Spirozona sp.      |   |   |   |   |   |   |
| 30. Colpoda sp.        |   |   |   |   |   |   |
| 31. Colpidium sp.      |   |   |   |   |   |   |

Oxytoda sp.

Continued: - + = Present , - = Absent

+

MICROFAUNA

Stations.

|  | 1 | 2 | 3 | 4 | 5 | 6 |
|--|---|---|---|---|---|---|
| 32. <u>Urocentrum</u> sp.                            |   |   |   |   |   |   |
| 33. <u>Condylostoma</u> sp.                          |   |   |   |   |   |   |
| 34. <u>Stentor</u> sp.                               |   |   |   |   |   |   |
| 35. <u>Climacostomum</u> sp.                         | + |   |   |   |   |   |
| 36. <u>Bursaria</u> sp.                              |   |   |   |   |   |   |
| 37. <u>Bursaridium</u> sp.                           |   |   |   |   |   |   |
| 38. <u>Discomorpha</u> sp.                           |   |   |   |   |   | + |
| 39. <u>Trichospira</u> sp.                           |   |   |   |   |   |   |
| 40. <u>Holosticha</u> sp.                            |   |   |   |   |   |   |
| 41. <u>Euplotes</u> sp.                              |   |   |   |   |   |   |
| 42. <u>Pauroleptes</u> sp.                           |   |   | + |   | + |   |
| 43. <u>Histrio</u> sp.                               |   |   |   |   |   |   |
| 44. <u>Aspidisca</u> sp.                             |   |   |   |   |   |   |
| 45. <u>Stylonichia</u> sp.                           |   |   | + |   |   |   |
| 46. <u>Mesostoma</u> sp.                             |   |   |   |   |   |   |
| 47. <u>Spirostomum</u> sp.                           |   |   |   |   |   |   |
| 48. <u>Vorticella</u> sp.                            | + | + |   |   |   |   |
| 49. <u>Epistylis</u> sp.                             |   | + |   |   |   |   |
| 50. <u>Systilis</u> sp.                              |   | + |   |   |   |   |
| <del><u>Carchesium</u> sp.</del><br>PHYLUM: NEMATODA | + | + | + |   |   | + |
| 51. <u>Dorylaimus</u> sp.                            |   |   | + | + | + | + |

PHYLUM: ROTIFERA

- 52. Monostyla sp.
- 53. Brachionus sp.
- 54. Wolga sp.
- 55. Rotaria sp.
- 56. Keratella sp.
- 57. Platylas sp.
- 58. Epiphanes sp.
- 59. Cyrtonia sp.
- 60. Euchlanis sp.
- 61. Asplanchna sp.
- 62. Lecane sp.
- 63. Philodina sp.
- 64. Filinia sp.

PHYLUM: ARTHROPODA

CLASS: CRUSTACEA

- 65. ~~Alona sp.~~ FUCYRUS sp.
- 66. Cyclops sp.
- 67. ~~Daphnia sp.~~ Ceriodaphnia sp.

Continued: - + = Present, - = Absent

CYPRUS sp.  
Nauplius stage

|  |  |  |   |  |  |  |
|--|--|--|---|--|--|--|
|  |  |  | + |  |  |  |
|--|--|--|---|--|--|--|



Table 35 Animals.

April, 1980.

Stations.

Micro-MICROFAUNA

PHYLUM: PROTOZOA

CLASS: RHIZOPODA

- 1. Centropyxis sp.
- 2. Diffugia sp.
- 3. Dinamoeba sp.

CLASS: CILIOPHORA

- 4. Urotricha sp.
- 5. Ileonema sp.
- 6. Trachelophyllum sp.
- 7. Chaenée sp. *leucophyllum sp.*
- 8. Placus sp.
- 9. Enchelyodon sp.
- 10. Pseudoporodon sp. *Enchelyodon sp.*
- 11. Porodon sp.
- 12. Coleps sp.
- 13. Mesodinium sp.
- 14. Didinium sp.
- 15. Chaetospira sp.
- 16. Perispira sp.
- 17. Homalozoon sp.
- 18. Cranotheridium sp.
- 19. Spathidiodes sp. *Cranotheridium sp.*
- 20. Amphileptus sp.
- 21. Bryophyllum sp.
- 22. Loxophyllum sp.
- 23. Acineria sp.
- 24. Lionotus sp.
- 25. Loxodes sp.
- 26. Chilodonella sp.
- 27. Pleutonema sp.
- 28. Paramecium sp.
- 29. Spirozoona sp.
- 30. Colpoda sp.
- 31. Colpidium sp.

|   | 1 | 2 | 3 | 4 | 5 | 6 |
|---|---|---|---|---|---|---|
| 1. <u>Centropyxis</u> sp.                             |   |   |   | + |   | + |
| 2. <u>Diffugia</u> sp.                                |   |   |   |   |   |   |
| 3. <u>Dinamoeba</u> sp.                               |   |   |   |   |   |   |
| 4. <u>Urotricha</u> sp.                               |   |   |   |   |   |   |
| 5. <u>Ileonema</u> sp.                                |   |   |   |   |   |   |
| 6. <u>Trachelophyllum</u> sp.                         |   |   |   |   |   |   |
| 7. <u>Chaenée</u> sp. <i>leucophyllum sp.</i>         |   |   |   |   |   | + |
| 8. <u>Placus</u> sp.                                  |   |   |   |   |   |   |
| 9. <u>Enchelyodon</u> sp.                             |   |   |   |   |   |   |
| 10. <u>Pseudoporodon</u> sp. <i>Enchelyodon sp.</i>   | + |   |   |   |   |   |
| 11. <u>Porodon</u> sp.                                |   |   |   |   |   |   |
| 12. <u>Coleps</u> sp.                                 | + |   |   |   |   |   |
| 13. <u>Mesodinium</u> sp.                             |   | + |   |   | + |   |
| 14. <u>Didinium</u> sp.                               |   |   |   |   |   |   |
| 15. <u>Chaetospira</u> sp.                            |   |   |   | + |   |   |
| 16. <u>Perispira</u> sp.                              |   |   |   |   |   | + |
| 17. <u>Homalozoon</u> sp.                             |   |   |   |   |   |   |
| 18. <u>Cranotheridium</u> sp.                         |   |   |   |   |   |   |
| 19. <u>Spathidiodes</u> sp. <i>Cranotheridium sp.</i> |   |   |   |   | + |   |
| 20. <u>Amphileptus</u> sp.                            |   |   |   |   |   |   |
| 21. <u>Bryophyllum</u> sp.                            |   |   |   |   |   |   |
| 22. <u>Loxophyllum</u> sp.                            |   |   |   |   | + | + |
| 23. <u>Acineria</u> sp.                               |   |   |   |   |   |   |
| 24. <u>Lionotus</u> sp.                               |   |   |   |   |   | + |
| 25. <u>Loxodes</u> sp.                                |   |   |   |   |   |   |
| 26. <u>Chilodonella</u> sp.                           | + | + |   |   |   | + |
| 27. <u>Pleutonema</u> sp.                             |   |   |   |   |   |   |
| 28. <u>Paramecium</u> sp.                             |   | + |   | + | + | + |
| 29. <u>Spirozoona</u> sp.                             |   |   |   |   |   |   |
| 30. <u>Colpoda</u> sp.                                | + |   |   |   |   | + |
| 31. <u>Colpidium</u> sp.                              |   |   |   |   |   |   |

Continued: - + = Present , - = Absent

MICROFAUNA

Stations.

|                              | 1 | 2 | 3 | 4 | 5 | 6 |
|------------------------------|---|---|---|---|---|---|
| 32. <u>Urocentrum</u> sp.    |   |   |   |   |   |   |
| <i>Frontonia</i> sp.         |   | + |   |   |   |   |
| 33. <u>Condylostoma</u> sp.  |   |   |   |   |   |   |
| 34. <u>Stentor</u> sp.       |   |   |   |   |   |   |
| <i>Cinetochilum</i> sp.      |   |   |   | + |   |   |
| 35. <u>Climacostomum</u> sp. |   |   |   | + | + |   |
| 36. <u>Bursaria</u> sp.      |   |   |   |   |   |   |
| 37. <u>Bursaridium</u> sp.   | + |   | + |   |   |   |
| 38. <u>Discomorpha</u> sp.   | + | + |   |   |   |   |
| 39. <u>Trichospira</u> sp.   |   |   |   |   |   |   |
| 40. <u>Holosticha</u> sp.    |   |   |   |   |   |   |
| 41. <u>Euplotes</u> sp.      |   |   |   |   |   |   |
| <i>Pardalipoda</i> sp.       |   |   |   | + |   |   |
| 42. <u>Pardalipoda</u> sp.   |   |   |   |   | + |   |
| 43. <u>Histrio</u> sp.       |   |   |   |   | + | + |
| 44. <u>Aspidisca</u> sp.     |   |   |   |   |   |   |
| 45. <u>Stylonichia</u> sp.   |   |   |   |   |   |   |
| 46. <u>Mesostoma</u> sp.     |   |   |   |   |   |   |
| 47. <u>Spirostomum</u> sp.   |   |   |   |   |   |   |
| 48. <u>Vorticella</u> sp.    |   | + | + | + |   | + |
| 49. <u>Epistylis</u> sp.     |   | + |   |   |   | + |
| 50. <u>Systilis</u> sp.      |   |   |   | + |   | + |
| <i>Carthesium</i> sp.        |   |   |   |   |   | + |
| PHYLUM: NEMATA               |   |   | + |   |   | + |
| 51. <u>Dorylaimus</u> sp.    |   |   |   |   |   |   |
| PHYLUM: ROTIFERA             |   |   |   |   |   |   |
| 52. <u>Monostyla</u> sp.     |   |   |   |   |   |   |
| 53. <u>Brachionus</u> sp.    |   |   |   |   |   |   |
| 54. <u>Wolga</u> sp.         |   |   |   |   |   |   |
| 55. <u>Rotaria</u> sp.       |   | + | + | + | + | + |
| 56. <u>Keratella</u> sp.     |   |   |   |   |   |   |
| 57. <u>Platylas</u> sp.      |   |   |   |   |   |   |
| 58. <u>Epiphanes</u> sp.     |   |   | + |   |   |   |
| 59. <u>Cyrtonia</u> sp.      |   |   |   |   |   |   |
| 60. <u>Euchlanis</u> sp.     |   |   |   |   |   |   |
| 61. <u>Asplanchna</u> sp.    |   |   |   |   |   |   |
| 62. <u>Lecane</u> sp.        |   |   |   |   |   |   |
| 63. <u>Philodina</u> sp.     |   |   |   |   |   |   |
| 64. <u>Filinia</u> sp.       |   |   |   |   |   |   |
| PHYLUM: ARTHROPODA           |   |   |   |   |   |   |
| CLASS: CRUSTACEA             |   |   |   |   |   |   |
| 65. <u>Alonella</u> sp.      |   |   |   |   |   |   |
| 66. <u>Cyclops</u> sp.       |   |   |   |   |   |   |
| 67. <u>Ceriodaphnia</u> sp.  |   |   |   |   |   |   |

Continued:- + = Present, - = Absent

Table 36 Animals.

May 1981

Stations.

MICROFAUNA

|                               | 1 | 2 | 3 | 4 | 5 | 6 |
|-------------------------------|---|---|---|---|---|---|
| PHYLUM: PROTOZOA              |   |   |   |   |   |   |
| CLASS: RHIZOPODA              |   |   |   |   |   |   |
| 1. <u>Centropyxis</u> sp.     | + | + | + | + | + | + |
| 2. <u>Diffugia</u> sp.        |   |   |   |   |   |   |
| 3. <u>Dinamoeba</u> sp.       |   |   |   |   |   |   |
| CLASS: CILIOPHORA             |   |   |   |   |   |   |
| 4. <u>Urotricha</u> sp.       |   |   |   |   |   |   |
| 5. <u>Ileonema</u> sp.        |   |   |   |   |   |   |
| 6. <u>Trachelophyllum</u> sp. |   |   |   | + |   |   |
| 7. <u>Chaenea</u> sp.         |   |   |   |   |   |   |
| 8. <u>Placus</u> sp.          | + |   |   | + |   |   |
| 9. <u>Enchelyodon</u> sp.     |   |   |   |   |   |   |
| 10. <u>Pseudoporodon</u> sp.  |   |   |   |   |   |   |
| 11. <u>Porodon</u> sp.        |   |   |   |   |   |   |
| 12. <u>Coleps</u> sp.         |   | + |   | + |   |   |
| 13. <u>Mesodinium</u> sp.     |   |   |   |   |   |   |
| 14. <u>Didinium</u> sp.       |   |   |   |   |   |   |
| 15. <u>Chaetospira</u> sp.    |   |   |   |   |   |   |
| 16. <u>Perispira</u> sp.      |   |   |   |   |   |   |
| 17. <u>Homalozoon</u> sp.     |   |   |   |   |   |   |
| 18. <u>Cranotheridium</u> sp. |   |   |   |   |   |   |
| 19. <u>Spathidiodes</u> sp.   |   |   |   |   |   |   |
| 20. <u>Amphileptus</u> sp.    |   |   |   |   | + |   |
| 21. <u>Bryophyllum</u> sp.    |   |   |   |   |   |   |
| 22. <u>Loxophyllum</u> sp.    |   |   |   |   |   |   |
| 23. <u>Acineria</u> sp.       |   | + | + |   |   |   |
| 24. <u>Lionotus</u> sp.       |   |   |   |   |   |   |
| 25. <u>Loxodes</u> sp.        |   |   |   |   |   |   |
| 26. <u>Chilodonella</u> sp.   |   |   |   |   |   |   |
| 27. <u>Pleutonema</u> sp.     |   |   |   |   |   |   |
| 28. <u>Paramecium</u> sp.     |   |   |   | + | + | + |
| 29. <u>Spirozoa</u> sp.       |   |   |   |   |   |   |
| 30. <u>Colpoda</u> sp.        |   |   |   |   |   |   |
| 31. <u>Colpidium</u> sp.      |   |   |   |   |   |   |

Continued: - + = Present , - = Absent

| MICROFAUNA                   | Stations. |   |   |   |   |   |
|------------------------------|-----------|---|---|---|---|---|
|                              | 1         | 2 | 3 | 4 | 5 | 6 |
| 32. <u>Urocentrum</u> sp.    |           |   |   |   |   |   |
| 33. <u>Condylostoma</u> sp.  |           |   |   |   |   |   |
| 34. <u>Stentor</u> sp.       | +         |   |   |   |   |   |
| 35. <u>Climacostomum</u> sp. | +         |   |   |   |   |   |
| 36. <u>Bursaria</u> sp.      |           |   |   |   |   |   |
| 37. <u>Bursaridium</u> sp.   |           | + |   |   |   |   |
| 38. <u>Discomorpha</u> sp.   | +         | + | + | + |   | + |
| 39. <u>Trichospira</u> sp.   |           |   |   |   |   |   |
| 40. <u>Holosticha</u> sp.    |           |   |   |   |   |   |
| 41. <u>Euplotes</u> sp.      |           |   |   |   |   |   |
| 42. <u>Podophrya</u> sp.     |           |   |   |   | + |   |
| 42. <u>Fauroleptes</u> sp.   |           |   |   |   |   |   |
| 43. <u>Histrio</u> sp.       |           |   |   |   | + |   |
| 44. <u>Aspidisca</u> sp.     |           |   |   |   |   |   |
| 45. <u>Stylonichia</u> sp.   |           |   |   |   |   |   |
| 46. <u>Mesostoma</u> sp.     |           |   |   |   |   |   |
| 47. <u>Spirostomum</u> sp.   |           |   |   |   |   |   |
| 48. <u>Vorticella</u> sp.    |           |   | + |   |   | + |
| 49. <u>Epistylis</u> sp.     |           |   |   |   |   |   |
| 50. <u>Systilis</u> sp.      |           |   |   |   |   | + |
| PHYLUM: NEMATA               |           |   |   |   |   |   |
| 51. <u>Dorylaimus</u> sp.    | +         |   |   |   |   | + |
| PHYLUM: ROTIFERA             |           |   |   |   |   |   |
| 52. <u>Monostyla</u> sp.     |           | + | + | + | + | + |
| 53. <u>Brachionus</u> sp.    |           |   |   |   |   |   |
| 54. <u>Wolga</u> sp.         |           |   |   | + |   |   |
| 55. <u>Rotaria</u> sp.       |           |   | + |   | + | + |
| 56. <u>Keratella</u> sp.     | +         |   |   |   |   | + |
| 57. <u>Platyias</u> sp.      |           |   |   |   |   | + |
| 58. <u>Epiphanes</u> sp.     |           |   |   |   |   | + |
| 59. <u>Cyrtonia</u> sp.      |           |   |   |   |   |   |
| 60. <u>Euchlanis</u> sp.     |           |   |   |   |   |   |
| 61. <u>Asplanchna</u> sp.    |           |   |   |   |   |   |
| 62. <u>Lecane</u> sp.        |           |   |   |   |   |   |
| 63. <u>Philodina</u> sp.     |           |   |   |   |   |   |
| 64. <u>Filinia</u> sp.       |           |   |   |   |   |   |
| PHYLUM: ARTHROPODA           |           |   |   |   |   |   |
| CLASS: CRUSTACEA             |           |   |   |   |   |   |
| 65. <u>Alonella</u> sp.      |           |   |   |   |   |   |
| 66. <u>Cyclops</u> sp.       |           |   |   |   |   |   |
| 67. <u>Cereodaphnia</u> sp.  |           | + |   |   |   |   |

Continued: - += Present, - = Absent

Table 37 Animals.

June, 1979

## MACROFAUNA

## Stations.

|                                      | 1 | 2 | 3 | 4 | 5 | 6 |
|--------------------------------------|---|---|---|---|---|---|
| PHYLUM: ANNELIDA                     |   |   |   |   |   |   |
| CLASS: OLIGOCHAETA                   |   |   |   |   |   |   |
| 1. <u>Tubifex tubifex</u>            |   |   | + | + | + | + |
| 2. <u>Limnodrilus</u> sp.            |   |   |   | + |   |   |
| CLASS: HIRUDINEA                     |   |   |   |   |   |   |
| 3. <u>Theromyzon</u> sp.             |   |   |   |   |   |   |
| 4. <u>Glossiphonia</u> sp.           |   |   |   |   |   |   |
| 5. <u>Erpobdella</u> sp.             | + |   | + |   |   |   |
| PHYLUM: ARTHROPODA                   |   |   |   |   |   |   |
| CLASS: INSECTA                       |   |   |   |   |   |   |
| Collembola                           |   |   |   |   |   |   |
| 6. <u>Entomobrya</u> sp.             |   |   |   |   |   |   |
| 7. <u>Folsomia</u> sp.               |   |   |   |   |   |   |
| Odonata (Dragon & damselfly nymphs). |   |   |   |   |   |   |
| 8. <u>Ischnura</u> sp.               |   |   |   |   |   |   |
| 9. <u>Agrion</u> sp.                 |   |   |   |   |   |   |
| 10. <u>Chromagrion</u> sp.           |   |   |   |   |   |   |
| 11. <u>Dromogomphus</u> sp.          |   |   |   |   |   |   |
| 12. <u>Progomphus</u> sp.            |   |   |   |   |   |   |
| 13. <u>Brechmorhoga</u> sp.          |   |   |   |   |   |   |
| 14. <u>Dythemis</u> sp.              |   |   |   |   |   |   |
| 15. <u>Erythrodiplax</u> sp.         |   |   |   |   |   |   |
| 16. <u>Palaethemis</u> sp.           |   |   |   |   |   |   |
| Ephemeroptera (Mayfly nymphs)        |   |   |   |   |   |   |
| 17. <u>Baetis macanis</u>            | + | + |   |   |   |   |
| 18. <u>Baetis meeheanis</u>          |   | + |   |   |   |   |
| 19. <u>Caenis kimminis</u>           | + |   |   |   |   |   |
| 20. <u>Choroterpes gadrica</u>       |   |   |   |   |   |   |
| 21. <u>Cloëon gillican</u>           |   |   |   |   |   |   |
| 22. <u>Ecdyonurus islamabadicus</u>  |   |   |   |   |   |   |
| 23. <u>Ephemerella</u> sp.           |   |   |   |   |   |   |
| Plecoptera (Stonefly nymphs)         |   |   |   |   |   |   |
| Hemiptera                            |   |   |   |   |   |   |
| 24. <u>Rheumatobates maculata</u>    |   |   |   |   |   |   |
| 25. <u>Plea nerringi</u>             |   |   |   |   |   |   |
| 26. <u>Corixa substrata</u>          |   |   |   |   |   |   |

Continued:- + = Present, - = Absent

MACROFAUNA

Stations.

|  | 1 | 2 | 3 | 4 | 5 | 6 |
|--|---|---|---|---|---|---|
| 27. <u>Microvelia melvini</u>                |   |   |   |   |   |   |
| <b>Trichoptera</b>                           |   |   |   |   |   |   |
| 28. <u>Hydropsyche straightus</u>            |   |   |   |   |   |   |
| 29. <u>Cheumatopsyche betteni</u>            |   | + |   |   |   |   |
| 30. <u>Psychomyia wigginsi</u>               |   |   |   |   |   |   |
| <b>Coleoptera</b>                            |   |   |   |   |   |   |
| 31. <u>Acenus bruesi</u>                     |   |   |   |   |   |   |
| 32. <u>Ancyronyx sandersoni</u>              |   |   |   |   |   |   |
| 33. <u>Berosus mucronatus</u>                |   |   |   |   |   |   |
| 34. <u>Ectoparia blaisdelli</u>              | + |   |   |   |   |   |
| 35. <u>Enochrus fusca</u>                    |   |   |   |   |   |   |
| 36. <u>Paracymus testacea</u>                |   |   |   |   |   |   |
| 37. <u>Ochthebius minutus</u>                |   |   |   |   |   |   |
| 38. <u>Oreodytes vittatus</u>                |   |   |   |   |   |   |
| <b>Lepidoptera</b>                           |   |   |   |   |   |   |
| 39. <u>Cataclysta hubneri</u>                |   |   |   |   |   |   |
| <b>Diptera</b>                               |   |   |   |   |   |   |
| 40. <u>Simulium</u> sp.                      |   |   |   |   |   |   |
| 41. <u>Psychoda</u> sp.                      |   |   |   |   | + |   |
| 42. <u>Culicoides</u> sp.                    |   |   |   |   |   |   |
| 43. <u>Tanytus</u> sp.                       |   |   |   |   |   |   |
| 44. <u>Chironomus</u> sp.                    |   |   | + | + | + | + |
| 45. <u>Hydrobaenus</u> sp.                   |   |   |   |   |   |   |
| 46. <u>Tabanus</u> sp.                       | + | + |   |   |   |   |
| 47. <u>Eristalis</u> sp.                     |   |   |   |   |   |   |
| 48. <u>Ephydra</u> sp.                       |   |   |   |   |   |   |
| 49. <u>Brachydeutera</u> sp.                 |   |   |   |   |   |   |
| 50. <u>Chrysogona</u> sp.                    |   |   |   |   |   |   |
| 51. <u>Limonia</u> sp.                       |   |   |   |   |   |   |
| 52. <u>Limnophora</u> sp.                    |   |   |   |   |   |   |
| 53. <u>Araza</u> sp.                         |   |   |   |   |   |   |
| 54. <u>Weidemannia</u> sp.                   |   |   |   |   |   |   |
| 55. <u>Dixa</u> sp.                          |   |   |   |   |   |   |
| 56. <u>Lispe</u> sp.                         |   |   |   |   |   |   |
| 57. <u>Aedes</u> sp.                         |   |   |   |   |   |   |
| 58. <u>Anopheles</u> sp.                     |   |   |   |   |   |   |
| 59. <u>Culex</u> sp.                         |   |   |   |   |   |   |
| 60. <u>Orthocladus (Cricotopes)</u> sp.      |   |   |   |   |   |   |
| 61. <u>Proctenthes</u> sp.                   |   |   |   |   |   |   |
| <b>Amphipoda</b>                             |   |   |   |   |   |   |
| 62. <u>Lymnaea acuminata</u>                 | + |   |   |   |   |   |
| 63. <u>Lymnaea luteola</u>                   |   |   |   |   |   |   |
| 64. <u>Lymnaea pinguis</u>                   |   |   |   |   |   |   |
| 65. <u>Physa gyrina</u>                      |   |   | + | + |   |   |
| 66. <u>Indoplanorbis (Planorbis) exustus</u> |   |   |   |   |   |   |
| 67. <u>Zootecus insularia</u>                |   |   |   |   |   |   |
| <b>Fishes</b>                                |   |   |   |   |   |   |
| 68. <u>Puntius conchonus</u>                 |   |   |   |   |   |   |
| 69. <u>Basilichthys vagra</u>                |   |   |   |   |   |   |
| 70. <u>Cirrhinus reba</u>                    |   |   |   |   |   |   |
| 71. <u>Bagarius bagarius</u>                 |   |   |   |   |   |   |
| 72. <u>Chela cachius</u>                     |   |   |   |   |   |   |
| <b>Amphibians</b>                            |   |   |   |   |   |   |
| 73. <u>Rana cyanophlyctis</u>                |   |   |   |   |   |   |
| <b>Fresh water tortoises</b>                 |   |   |   |   |   |   |
| 74. <u>Trionyx</u> sp.                       |   |   |   |   |   |   |

+ = Present , - = Absent

July, 1979

## MACROFAUNA

Stations.

|                                      | 1 | 2 | 3 | 4 | 5 | 6 |
|--------------------------------------|---|---|---|---|---|---|
| PHYLUM: ANNELIDA                     |   |   |   |   |   |   |
| CLASS: OLIGOCHAETA                   |   |   |   |   |   |   |
| 1. <u>Tubifex tubifex</u>            | + |   |   | + | + | + |
| 2. <u>Limnodrilus</u> sp.            |   |   |   |   |   |   |
| CLASS: HIRUDINEA                     |   |   |   |   |   |   |
| 3. <u>Theromyzon</u> sp.             |   |   |   |   |   |   |
| 4. <u>Glossiphonia</u> sp.           | + |   |   |   |   |   |
| 5. <u>Erpobdella</u> sp.             | + | + |   |   |   |   |
| PHYLUM: ARTHROPODA                   |   |   |   |   |   |   |
| CLASS: INSECTA                       |   |   |   |   |   |   |
| Collembola                           |   |   |   |   |   |   |
| 6. <u>Entomobrya</u> sp.             |   |   |   |   |   |   |
| 7. <u>Folsomia</u> sp.               |   |   |   |   |   |   |
| Odonata (Dragon & damselfly nymphs). |   |   |   |   |   |   |
| 8. <u>Ischnura</u> sp.               |   |   |   |   |   |   |
| 9. <u>Agrion</u> sp.                 |   |   |   |   |   |   |
| 10. <u>Chromagrion</u> sp.           |   |   |   |   |   |   |
| 11. <u>Dromogomphus</u> sp.          |   |   |   |   |   |   |
| 12. <u>Progomphus</u> sp.            |   |   |   |   |   |   |
| 13. <u>Brechmorhoga</u> sp.          |   |   |   |   |   |   |
| 14. <u>Dythemis</u> sp.              |   |   |   |   |   |   |
| 15. <u>Erythrodiplax</u> sp.         |   |   |   |   |   |   |
| 16. <u>Paltothemis</u> sp.           |   |   |   |   |   |   |
| Ephemeroptera (Mayfly nymphs)        |   |   |   |   |   |   |
| 17. <u>Baetis macanis</u>            | + | + |   |   |   |   |
| 18. <u>Baetis meeheanis</u>          | + |   |   |   |   |   |
| 19. <u>Caenis kimminis</u>           | + | + |   |   |   |   |
| 20. <u>Choroterpes gadrica</u>       |   |   |   |   |   |   |
| 21. <u>Cloëon gillican</u>           |   |   |   |   |   |   |
| 22. <u>Ecdyonurus islamabadicus</u>  |   |   |   |   |   |   |
| 23. <u>Ephemerella</u> sp.           |   |   |   |   |   |   |
| Plecoptera (Stonefly nymphs)         |   |   |   |   |   |   |
| <u>Nemoura</u> sp.                   |   |   |   |   | + |   |
| Hemiptera                            |   |   |   |   |   |   |
| 24. <u>Rheumatobates maculata</u>    |   |   |   |   |   |   |
| 25. <u>Plea nerringi</u>             |   |   |   |   |   |   |
| 26. <u>Corixa substrata</u>          |   |   |   |   |   |   |

Continued:- + = Present, - = Absent

MACROFAUNA

Stations.

|  | 1 | 2 | 3 | 4 | 5 | 6 |
|--|---|---|---|---|---|---|
| 27. <u>Microvelia melvini</u>                |   |   |   |   |   |   |
| <b>Trichoptera</b>                           |   |   |   |   |   |   |
| 28. <u>Hydropsyche straightus</u>            |   |   |   |   |   |   |
| 29. <u>Cheumatopsyche betteni</u>            |   | + |   |   |   |   |
| 30. <u>Psychomyia wigginsi</u>               |   |   |   |   |   |   |
| <b>Coleoptera</b>                            |   |   |   |   |   |   |
| 31. <u>Acenus bruesi</u>                     |   |   |   |   |   |   |
| 32. <u>Ancyronyx sandersoni</u>              |   |   |   |   |   |   |
| 33. <u>Berosus mucronatus</u>                |   |   |   |   |   |   |
| 34. <u>Ectoparia blaisdelli</u>              | + | + |   |   |   |   |
| 35. <u>Enochrus fusca</u>                    |   |   |   |   |   |   |
| 36. <u>Paracymus testaceus</u>               |   |   |   |   |   |   |
| 37. <u>Ochthebius minutus</u>                |   |   |   |   |   |   |
| 38. <u>Oreodytes vittatus</u>                |   |   |   |   |   |   |
| <b>Lepidoptera</b>                           |   |   |   |   |   |   |
| 39. <u>Cataclysta hubneri</u>                |   |   |   |   |   |   |
| <b>Diptera</b>                               |   |   |   |   |   |   |
| 40. <u>Simulium</u> sp.                      |   |   |   |   |   |   |
| 41. <u>Psychoda</u> sp.                      |   |   |   |   |   |   |
| 42. <u>Culicoides</u> sp.                    |   |   |   |   |   |   |
| 43. <u>Tanytus</u> sp.                       |   | + |   |   |   |   |
| 44. <u>Chironomus</u> sp.                    |   |   | + | + | + | + |
| 45. <u>Hydrotaea</u> sp.                     | + | + |   |   |   |   |
| 46. <u>Tabanus</u> sp.                       | + | + |   |   |   |   |
| 47. <u>Eristalis</u> sp.                     |   |   |   |   |   |   |
| 48. <u>Ephydra</u> sp.                       |   |   |   |   |   |   |
| 49. <u>Brachydeutera</u> sp.                 |   |   |   |   |   |   |
| 50. <u>Chrysocoma</u> sp.                    |   |   |   |   |   |   |
| 51. <u>Limonia</u> sp.                       |   |   |   |   |   |   |
| 52. <u>Limnophora</u> sp.                    |   |   |   |   |   |   |
| 53. <u>Arazma</u> sp.                        |   |   |   |   |   |   |
| 54. <u>Weidemannia</u> sp.                   |   |   |   |   |   |   |
| 55. <u>Dixa</u> sp.                          |   |   |   |   |   |   |
| 56. <u>Lispe</u> sp.                         |   |   |   |   |   |   |
| 57. <u>Aedes</u> sp.                         |   |   |   |   |   |   |
| 58. <u>Anopheles</u> sp.                     |   |   |   |   |   |   |
| 59. <u>Culex</u> sp.                         |   |   |   |   | + |   |
| 60. <u>Orthocladus (Cricotopus)</u> sp.      |   |   |   |   |   |   |
| 61. <u>Frotenthes</u> sp.                    |   |   |   |   |   |   |
| <b>Stropoda</b>                              |   |   |   |   |   |   |
| 62. <u>Lymnaea acuminata</u>                 |   |   |   |   |   |   |
| 63. <u>Lymnaea luteola</u>                   | + |   |   |   |   |   |
| 64. <u>Lymnaea pinguis</u>                   | + |   |   |   |   |   |
| 65. <u>Physa gyrina</u>                      | + |   |   |   |   |   |
| 66. <u>Indoplanorbis (Planorbis) exustus</u> |   |   |   |   |   |   |
| 67. <u>Zootecus insularia</u>                |   |   |   |   |   |   |
| <b>Amphipoda</b>                             |   |   |   |   |   |   |
| 68. <u>Pantius conchonus</u>                 |   |   |   |   |   |   |
| 69. <u>Barillius vagra</u>                   |   |   |   |   |   |   |
| 70. <u>Cirrhina reba</u>                     |   |   |   |   |   |   |
| 71. <u>Bagarius bagarius</u>                 |   |   |   |   |   |   |
| 72. <u>Chela cachiis</u>                     |   |   |   |   |   |   |
| <b>Reptiles</b>                              |   |   |   |   |   |   |
| 73. <u>Rana cyanophlyctis</u>                |   |   |   |   |   |   |
| <b>Fresh water tortoises</b>                 |   |   |   |   |   |   |
| 74. <u>Trionyx</u> sp.                       |   |   |   |   |   |   |

+ = Present , - = Absent



Table 39 Animals.

August, 1979.

| MACROFAUNA  | Stations. |   |   |   |   |   |
|---|-----------|---|---|---|---|---|
|   | 1         | 2 | 3 | 4 | 5 | 6 |
| PHYLUM: ANNELIDA  |           |   |   |   |   |   |
| CLASS: OLIGOCHAETA  |           |   |   |   |   |   |
| 1. <u>Tubifex tubifex</u>   |           |   |   | + | + | + |
| 2. <u>Limnodrilus</u> sp.   |           |   |   |   |   |   |
| CLASS: HIRUDINEA  |           |   |   |   |   |   |
| 3. <u>Theromyzon</u> sp.  |           |   |   |   |   |   |
| 4. <u>Glossiphonia</u> sp.  |           |   |   |   |   |   |
| 5. <u>Erpobdella</u> sp.  | +         |   |   |   |   |   |
| PHYLUM: ARTHROPODA  |           |   |   |   |   |   |
| CLASS: INSECTA  |           |   |   |   |   |   |
| Collembola  |           |   |   |   |   |   |
| 6. <u>Entomobrya</u> sp.  |           |   |   |   |   |   |
| 7. <u>Folsomia</u> sp.  |           |   |   |   |   |   |
| Odonata (Dragon & damselfly nymphs).  |           |   |   |   |   |   |
| 8. <u>Ischnura</u> sp.  |           |   |   |   |   |   |
| 9. <u>Agrion</u> sp.  |           |   |   |   |   |   |
| 10. <u>Chromagrion</u> sp.  |           |   |   |   |   |   |
| 11. <u>Dromogomphus</u> sp.   |           |   |   |   |   |   |
| 12. <u>Frogomphus</u> sp.   |           |   |   |   |   |   |
| 13. <u>Brechmorhoga</u> sp.   |           |   |   |   |   |   |
| 14. <u>Dythemis</u> sp.   |           |   |   |   |   |   |
| 15. <u>Erythrodiplax</u> sp.  |           |   |   |   |   |   |
| 16. <u>Paltothemis</u> sp.  |           |   |   |   |   |   |
| Ephemeroptera (Mayfly nymphs)   |           |   |   |   |   |   |
| 17. <u>Baetis macanis</u>   |           | + |   |   |   |   |
| 18. <u>Baetis meeheenis</u>   |           | + |   |   |   |   |
| 19. <u>Caenis kimminis</u>  | +         | + |   |   |   |   |
| 20. <u>Choroterpes gadrica</u>  |           |   |   |   |   |   |
| 21. <u>Cloëon gillican</u>  |           |   |   |   |   |   |
| 22. <u>Ecdyonurus islamabadicus</u>   |           |   |   |   |   |   |
| 23. <u>Ephemerella</u> sp.  |           |   |   |   |   |   |
| Plecoptera (Stonefly nymphs)  |           |   |   |   |   |   |
| 24. <del><u>Rheumatobates maculata</u></del><br><u>Rheumatobates maculata</u> |           | + |   |   |   |   |
| 25. <u>Plea nerringi</u>  |           |   |   |   |   |   |
| 26. <u>Corixa substrata</u>   |           |   |   |   |   |   |

Continued: - + = Present, - = Absent

MACROFAUNA

Stations.

|  | 1 | 2 | 3 | 4 | 5 | 6 |
|--|---|---|---|---|---|---|
| 27. <u>Microvelia melvini</u>                |   |   |   |   |   |   |
| <b>Trichoptera</b>                           |   |   |   |   |   |   |
| 28. <u>Hydropsyche straightus</u>            |   |   |   |   |   |   |
| 29. <u>Cheumatopsyche betteni</u>            |   | + | + |   |   |   |
| 30. <u>Psychomyia wigginsi</u>               |   |   |   |   |   |   |
| <b>Coleoptera</b>                            |   |   |   |   |   |   |
| 31. <u>Acenus bruesi</u>                     |   |   |   |   |   |   |
| 32. <u>Ancyronyx sandersoni</u>              |   |   |   |   |   |   |
| 33. <u>Berosus mucronatus</u>                |   |   |   |   |   |   |
| 34. <u>Ectoparia blaisdelli</u>              |   | + |   |   |   |   |
| 35. <u>Enochrus fusca</u>                    |   |   |   |   |   |   |
| 36. <u>Paracymus testaceo</u>                |   |   |   |   |   |   |
| 37. <u>Ochthebius minutus</u>                |   |   |   |   |   |   |
| 38. <u>Oreodytes vittatus</u>                |   |   |   |   |   |   |
| <b>Lepidoptera</b>                           |   |   |   |   |   |   |
| 39. <u>Cataclysta hubneri</u>                |   |   |   |   |   |   |
| <b>Diptera</b>                               |   |   |   |   |   |   |
| 40. <u>Simulium</u> sp.                      |   |   |   |   |   |   |
| 41. <u>Psychoda</u> sp.                      |   |   |   | + |   |   |
| 42. <u>Culicoides</u> sp.                    |   |   |   | + |   |   |
| 43. <u>Tanytus</u> sp.                       |   | + |   |   |   |   |
| 44. <u>Chironomus</u> sp.                    |   |   | + | + |   | + |
| 45. <u>Hydrobaenus</u> sp.                   | + | + |   |   |   |   |
| 46. <u>Psychalea</u> sp.                     | + |   |   |   |   |   |
| 47. <u>Erstalis</u> sp.                      |   |   |   |   |   |   |
| 48. <u>Ephydra</u> sp.                       |   |   |   |   |   |   |
| 49. <u>Brachydeutera</u> sp.                 |   |   |   |   |   |   |
| 50. <u>Chrysozona</u> sp.                    |   |   |   |   |   |   |
| 51. <u>Limonia</u> sp.                       |   |   |   |   |   |   |
| 52. <u>Limnophora</u> sp.                    |   |   |   |   |   |   |
| 53. <u>Arauma</u> sp.                        |   |   |   |   |   |   |
| 54. <u>Weidemannia</u> sp.                   |   |   |   |   |   |   |
| 55. <u>Dixa</u> sp.                          |   |   |   |   |   |   |
| 56. <u>Lispe</u> sp.                         |   |   |   |   |   |   |
| 57. <u>Aedes</u> sp.                         |   |   |   |   |   |   |
| 58. <u>Anopheles</u> sp.                     |   |   |   |   |   |   |
| 59. <u>Culex</u> sp.                         |   |   |   |   |   |   |
| 60. <u>Orthocladus (Cricotopus)</u> sp.      |   |   |   |   | + |   |
| 61. <u>Frotenthes</u> sp.                    |   | + |   |   |   |   |
| <b>Arthropoda</b>                            |   |   |   |   |   |   |
| 62. <u>Lymnaea acuminata</u>                 |   |   |   |   |   |   |
| 63. <u>Lymnaea luteola</u>                   |   |   |   |   |   |   |
| 64. <u>Lymnaea pinguis</u>                   | + |   |   |   |   |   |
| 65. <u>Physa gyrina</u>                      | + |   |   |   |   |   |
| 66. <u>Indoplanorbis (Planorbis) exustus</u> | + |   |   |   | + |   |
| 67. <u>Zootecus insularia</u>                |   |   |   |   |   |   |
| <b>Fishes</b>                                |   |   |   |   |   |   |
| 68. <u>Puntius conchoni</u>                  | + |   |   |   |   |   |
| 69. <u>Barilius vagra</u>                    |   |   |   |   |   |   |
| 70. <u>Barilius vagra</u>                    | + |   |   |   |   |   |
| 71. <u>Barilius bagarius</u>                 |   |   |   |   |   |   |
| 72. <u>Chela cachius</u>                     |   |   |   |   |   |   |
| <b>Reptiles</b>                              |   |   |   |   |   |   |
| 73. <u>Rana cyanophlyctis</u>                |   |   |   |   |   |   |
| <b>Fresh water tortoises</b>                 |   |   |   |   |   |   |
| 74. <u>Trionyx</u> sp.                       |   |   |   |   |   |   |

+ = Present , - = Absent

Sept, 1972

MACROFAUNA

Stations.

|  | 1 | 2 | 3 | 4 | 5 | 6 |
|--|---|---|---|---|---|---|
| <i>planarian sp</i>                                  |   |   |   |   |   |   |
| PHYLUM: ANNELIDA                                     |   |   |   |   |   |   |
| CLASS: OLIGOCHAETA                                   |   |   |   |   |   |   |
| 1. <u>Tubifex tubifex</u>                            |   | + | + | + | + | + |
| 2. <u>Limnodrilus sp.</u>                            |   |   |   |   |   |   |
| CLASS: HIRUDINEA                                     |   |   |   |   |   |   |
| 3. <u>Theromyzon sp.</u>                             |   |   |   |   |   |   |
| 4. <u>Glossiphonia sp.</u>                           | + |   |   |   |   |   |
| 5. <u>Erpobdella sp.</u>                             | + | + |   |   |   |   |
| PHYLUM: ARTHROPODA                                   |   |   |   |   |   |   |
| CLASS: INSECTA                                       |   |   |   |   |   |   |
| Collembola   |   |   |   |   |   |   |
| 6. <u>Entomobrya sp.</u>                             |   |   |   |   |   |   |
| 7. <u>Folsomia sp.</u>                               |   |   |   |   |   |   |
| Odonata (Dragon & damselfly nymphs)                  |   |   |   |   |   |   |
| 8. <u>Ischnura sp.</u>                               |   | + |   |   |   |   |
| 9. <u>Agrion sp.</u> <i>Symbotium sp</i>             |   | + |   |   |   |   |
| 10. <u>Chromagrion sp.</u>                           |   | + |   |   |   |   |
| 11. <u>Dromogomphus sp.</u>                          |   |   |   |   |   |   |
| 12. <u>Progomphus sp.</u>                            |   | + |   |   |   |   |
| 13. <u>Brechmorhoga sp.</u>                          |   |   |   |   |   |   |
| 14. <u>Dythemis sp.</u>                              |   | + |   |   |   |   |
| 15. <u>Erythrodiplax sp.</u>                         |   |   |   |   |   |   |
| 16. <u>Paltothemis sp.</u> <i>Nehalonia sp</i>       |   | + |   |   |   |   |
| Ephemeroptera (Mayfly nymphs)                        |   |   |   |   |   |   |
| 17. <u>Baetis macanis</u>                            | + | + |   |   |   |   |
| 18. <u>Baetis meeheni</u>                            | + | + |   |   |   |   |
| 19. <u>Caenis kimminis</u>                           | + | + |   | + |   |   |
| 20. <u>Choroterpes cadrica</u>                       |   | + |   |   |   |   |
| 21. <u>Cloëon gillican</u>                           |   | + |   |   |   |   |
| 22. <u>Ecdyonurus islamabadicus</u>                  |   |   |   |   |   |   |
| 23. <u>Ephemerella sp.</u>                           |   |   |   |   |   |   |
| Plecoptera (Stonefly nymphs)                         |   |   |   |   |   |   |
| Hemiptera  |   |   |   |   |   |   |
| 24. <u>Rheumatobates maculata</u>                    | + |   |   |   |   |   |
| 25. <u>Plea nerringi</u> <i>Neohabauisi</i>          | + |   |   |   |   |   |
| 26. <u>Corixa subtrata</u> <i>Micronecta striata</i> |   | + |   |   |   |   |
| <i>Micronecta communis</i>                           |   | + |   |   |   |   |
| <i>Notonecta sp</i>                                  |   |   |   |   |   |   |

continued: - + = Present, - = Absent

MACROFAUNA

Stations.

|   | 1 | 2 | 3 | 4 | 5 | 6 |
|---|---|---|---|---|---|---|
| 27. <u>Microvelia melvini</u>                       |   |   |   |   |   |   |
| <b>Trichoptera</b>                                  |   |   |   |   |   |   |
| 28. <u>Hydropsyche straightus</u>                   |   | + |   |   |   |   |
| 29. <u>Cheumatopsyche betteni</u>                   | + | + |   | + |   |   |
| 30. <u>Psychomyia wigginsi</u>                      |   |   |   |   |   |   |
| <b>Coleoptera</b>                                   |   |   |   |   |   |   |
| 31. <u>Acenus bruesi</u>                            |   |   |   |   |   |   |
| 32. <u>Ancyronyx sandersoni</u>                     |   |   |   |   |   |   |
| 33. <u>Berosus mucronatus</u>                       |   |   |   |   |   |   |
| 34. <u>Ectoparia blaisdelli</u>                     | + | + |   |   |   |   |
| 35. <u>Enochrus fusca</u>                           |   |   |   |   |   |   |
| 36. <u>Paracymus testacea</u>                       |   | + |   | + |   |   |
| 37. <u>Ochthebius minutus</u>                       |   |   |   |   |   |   |
| 38. <u>Oreodytes vittatus</u>                       |   |   |   |   |   |   |
| <b>Lepidoptera</b>                                  |   |   |   |   |   |   |
| 39. <u>Cataclysta hubneri</u>                       |   |   |   |   |   |   |
| <b>Diptera</b>                                      |   |   |   |   |   |   |
| 40. <u>Simulium</u> sp.                             |   |   |   |   |   |   |
| 41. <u>Psychoda</u> sp.                             |   |   |   | + | + |   |
| 42. <u>Culicoides</u> sp.                           |   |   |   |   |   |   |
| 43. <u>Tanytus</u> sp.                              |   |   | + | + |   |   |
| 44. <u>Chironomus</u> sp.                           |   | + |   |   |   |   |
| 45. <u>Hydrobaenus</u> sp.                          | + | + | + | + |   | + |
| 46. <u>Hydrobaenus</u> sp.                          | + | + | + | + | + | + |
| 47. <u>Eristalis</u> sp.                            |   | + |   | + |   |   |
| 48. <u>Ephydra</u> sp.                              |   |   |   |   |   |   |
| 49. <u>Brachydeutera</u> sp.                        |   |   |   |   |   |   |
| 50. <u>Chrysozona</u> sp.                           |   |   |   |   |   | + |
| 51. <u>Limonia</u> sp.                              |   |   |   |   |   |   |
| 52. <u>Limnophora</u> sp.                           |   |   |   |   |   |   |
| 53. <u>Arazma</u> sp.                               |   |   |   |   |   |   |
| 54. <u>Weidemannia</u> sp.                          |   |   |   |   |   |   |
| 55. <u>Dixa</u> sp.                                 |   |   |   |   |   |   |
| 56. <u>Lispe</u> sp.                                |   |   |   |   |   |   |
| 57. <u>Aedes</u> sp.                                |   |   |   |   |   |   |
| 58. <u>Anopheles</u> sp.                            |   | * |   |   | + |   |
| 59. <u>Culex</u> sp.                                | + | + |   |   |   |   |
| 60. <u>Orthocladius</u> (Cricotopes) sp.            |   |   |   |   |   |   |
| 61. <u>Frotenthes</u> sp.                           |   |   |   |   |   |   |
| <b>Amphipoda</b>                                    |   |   |   |   |   |   |
| 62. <u>Lymnaea acuminata</u>                        | + |   |   |   |   |   |
| 63. <u>Lymnaea luteola</u>                          | + |   |   |   |   |   |
| 64. <u>Lymnaea pinguis</u>                          | + | + |   |   |   |   |
| 65. <u>Physa gyrina</u>                             | + | + | + | + |   | + |
| 66. <u>Indoplanorbis</u> (Planorbis) <u>exustus</u> | + | + |   |   | + |   |
| 67. <u>Zootecus insularia</u>                       | + |   |   |   |   |   |
| <b>Fishes</b>                                       |   |   |   |   |   |   |
| 68. <u>Puntius conchoniis</u>                       | + | + |   |   |   |   |
| 69. <u>Barilius vagra</u>                           |   |   |   |   |   |   |
| 70. <u>Cirrhina reba</u>                            |   |   |   |   |   |   |
| 71. <u>Bagarius bagarius</u>                        |   |   |   |   |   |   |
| 72. <u>Chela cachius</u>                            |   |   |   |   |   |   |
| <b>Frogs</b>  |   |   |   |   |   |   |
| 73. <u>Rana cyanophlyctis</u>                       | + | + |   |   |   |   |
| <b>Fresh water tortoises</b>                        |   |   |   |   |   |   |
| 74. <u>Trionyx</u> sp.                              |   |   |   |   |   |   |

+ = Present, - = Absent

Oct 1974

Table 41 Animals.

MACROFAUNA

Stations.

|                                     | 1 | 2 | 3 | 4 | 5 | 6 |
|-------------------------------------|---|---|---|---|---|---|
| <u>Planarian sp</u>                 |   | + |   |   |   |   |
| PHYLUM: ANNELIDA                    |   |   |   |   |   |   |
| CLASS: OLIGOCHAETA                  |   |   |   |   |   |   |
| 1. <u>Tubifex tubifex</u>           |   | + | + | + |   |   |
| 2. <u>Limnodrilus sp.</u>           |   |   |   |   |   |   |
| CLASS: HIRUDINEA                    |   |   |   |   |   |   |
| 3. <u>Theromyzon sp.</u>            |   |   |   |   |   |   |
| 4. <u>Glossiphonia sp.</u>          | + |   |   |   |   |   |
| 5. <u>Erpobdella sp.</u>            |   | + | + |   |   |   |
|                                     | + |   |   |   |   |   |
| PHYLUM: ARTHROPODA                  |   |   |   |   |   |   |
| CLASS: INSECTA                      |   |   |   |   |   |   |
| Collembola                          |   |   |   |   |   |   |
| 6. <u>Entomobrya sp.</u>            |   |   |   |   |   |   |
| 7. <u>Folsomia sp.</u>              |   |   |   |   |   |   |
| Odonata (Dragon & damselfly nymphs) |   |   |   |   |   |   |
| 8. <u>Ischnura sp.</u>              |   |   |   |   |   |   |
| 9. <u>Agrion sp.</u>                |   |   |   |   |   |   |
| 10. <u>Chromagrion sp.</u>          |   |   |   |   |   |   |
| 11. <u>Dromogomphus sp.</u>         |   |   |   |   |   |   |
| 12. <u>Progomphus sp.</u>           |   |   |   |   |   |   |
| 13. <u>Brechmorhoga sp.</u>         |   |   |   |   |   |   |
| 14. <u>Dythemis sp.</u>             |   |   |   |   |   |   |
| 15. <u>Erythrodiplax sp.</u>        |   |   |   |   |   |   |
| 16. <u>Paltothemis sp.</u>          |   |   |   |   |   |   |
| Ephemeroptera (Mayfly nymphs)       |   |   |   |   |   |   |
| 17. <u>Baetis macanis</u>           | + | + | + | + |   |   |
| 18. <u>Baetis meeheanis</u>         | + | + |   | + |   |   |
| 19. <u>Caenis kimminis</u>          | + | + |   | + |   |   |
| 20. <u>Choroterpes gadrica</u>      |   |   |   |   |   |   |
| 21. <u>Cloëon gillican</u>          |   |   |   |   |   |   |
| 22. <u>Ecdyonurus islamabadicus</u> |   |   |   |   |   |   |
| 23. <u>Ephemerella sp.</u>          |   |   |   |   |   |   |
| Plecoptera (Stonefly nymphs)        |   |   |   |   |   |   |
| Hemiptera                           |   |   |   |   |   |   |
| 24. <u>Rheumatobates maculata</u>   | + |   |   |   |   |   |
| 25. <u>Plea nerringi</u>            |   |   |   |   |   |   |
| 26. <u>Corixa substrata</u>         |   | + |   |   |   |   |

Continued:- + = Present, - = Absent

MACROFAUNA

Stations.

|   | 1 | 2 | 3 | 4 | 5 | 6 |
|---|---|---|---|---|---|---|
| 27. <u>Microvelia melvini</u>                           |   |   |   |   |   |   |
| Trichoptera   |   |   |   |   |   |   |
| 28. <u>Hydropsyche straightus</u>                       |   | + | + |   |   |   |
| 29. <u>Cheumatopsyche betteni</u>                       |   | + | + |   | + |   |
| 30. <u>Psychomyia wigginsii</u>                         |   |   |   |   |   |   |
| Coleoptera  |   |   |   |   |   |   |
| 31. <u>Acenus bruesi</u>                                |   |   |   |   |   |   |
| 32. <u>Ancyronyx sandersoni</u>                         |   |   |   |   |   |   |
| 33. <u>Berosus mucronatus</u>                           |   |   |   |   |   |   |
| 34. <u>Ectoparia blaisdelli</u>                         | + | + |   |   |   |   |
| 35. <u>Enochrus fusca</u>                               |   |   |   | + |   |   |
| <del>36. <u>Paracymus testacea</u></del>                |   |   |   |   |   |   |
| 36. <u>Paracymus testacea</u>                           |   |   |   |   |   |   |
| 37. <u>Ochthebius minutus</u>                           |   |   |   |   |   |   |
| 38. <u>Oreodytes vittatus</u>                           |   | + |   |   |   |   |
| <del><u>Nephus cephalopogonatus</u></del>               |   |   |   |   |   |   |
| Lepidoptera   |   |   |   |   |   |   |
| 39. <u>Cataclysta hubneri</u>                           |   | + |   |   |   |   |
| Diptera   |   |   |   |   |   |   |
| 40. <u>Simulium</u> sp.                                 | + | + |   |   |   |   |
| 41. <u>Psychoda</u> sp.                                 | + |   |   |   |   |   |
| 42. <u>Culicoides</u> sp.                               |   |   |   |   | + |   |
| 43. <u>Tanytus</u> sp.                                  | + | + |   |   |   | + |
| 44. <u>Chironomus</u> sp.                               |   | + |   |   |   |   |
| 45. <u>Hydrobaenus</u> sp.                              | + | + |   | + | + | + |
| 46. <u>Tabanus</u> sp.                                  |   |   |   | + |   |   |
| 47. <u>Eristalis</u> sp.                                |   |   |   |   |   |   |
| 48. <u>Ephydra</u> sp.                                  |   |   |   |   |   |   |
| 49. <u>Brachydeutera</u> sp.                            |   |   |   |   |   |   |
| 50. <u>Chrysozona</u> sp.                               |   |   |   |   |   |   |
| 51. <u>Limonia</u> sp.                                  |   |   |   |   |   |   |
| 52. <u>Limnophora</u> sp.                               |   |   |   |   |   |   |
| 53. <u>Arazma</u> sp.                                   |   |   |   |   |   |   |
| 54. <u>Weidemannia</u> sp.                              |   |   |   |   |   |   |
| 55. <u>Dixa</u> sp.                                     |   |   |   |   |   |   |
| 56. <u>Lispe</u> sp.                                    |   |   |   |   |   |   |
| 57. <u>Aedes</u> sp.                                    |   |   |   |   |   |   |
| 58. <u>Anopheles</u> sp.                                |   |   |   |   | + |   |
| 59. <u>Culex</u> sp.                                    |   |   |   |   |   |   |
| 60. <u>Orthocladus</u> (Cricetopes) sp.                 |   |   |   |   |   |   |
| 61. <u>Eretanthes</u> sp.                               | + | + |   | + |   |   |
| astropoda   |   |   |   |   |   |   |
| 62. <u>Lymnaea acuminata</u>                            | + |   |   |   |   |   |
| 63. <u>Lymnaea luteola</u>                              | + |   |   |   |   |   |
| 64. <u>Lymnaea pinguis</u>                              |   |   |   |   |   |   |
| 65. <u>Physa gyrina</u>                                 | + | + | + |   |   |   |
| 66. <u>Indoplanorbis</u> (Planorbis) <del>exustus</del> | + | + | + |   |   |   |
| 67. <u>Zootecus insularia</u>                           |   |   |   |   |   |   |
| ishes   |   |   |   |   |   |   |
| 68. <u>Puntius conchonus</u>                            | + |   |   |   |   |   |
| 69. <u>Barilius vagra</u>                               |   |   |   |   |   |   |
| 70. <u>Cirrhina reba</u>                                |   |   |   |   |   |   |
| 71. <u>Bagarius bagarius</u>                            |   |   |   |   |   |   |
| 72. <u>Chela cachius</u>                                |   |   |   |   |   |   |
| rogs  |   |   |   |   |   |   |
| 73. <u>Rana cyanophlyctis</u>                           |   |   |   |   |   |   |
| resh water tortoises                                    |   |   |   |   |   |   |
| 74. <u>Trionyx</u> sp.                                  |   |   |   |   |   |   |

+ = Present , - = Absent

NOV, 1979.

| MACROFAUNA  | Stations. |   |   |   |   |   |
|---|-----------|---|---|---|---|---|
|   | 1         | 2 | 3 | 4 | 5 | 6 |
| PHYLUM: ANNELIDA  | +         | + |   |   |   |   |
| CLASS: OLIGOCHAETA  |           |   |   |   |   |   |
| 1. <u>Tubifex tubifex</u>                                   |           |   | + | + | + | + |
| 2. <u>Limnodrilus</u> sp.                                   |           |   |   |   |   |   |
| CLASS: HIRUDINEA  |           |   |   |   |   |   |
| 3. <u>Theromyzon</u> sp.                                    |           |   |   |   |   |   |
| 4. <u>Glossiphonia</u> sp.                                  | +         |   |   |   |   |   |
| 5. <u>Erpobdella</u> sp.                                    |           |   |   |   |   |   |
| PHYLUM: ARTHROPODA  |           |   |   |   |   |   |
| CLASS: INSECTA  |           |   |   |   |   |   |
| Collembola  |           |   |   |   |   |   |
| 6. <u>Entomobrya</u> sp.                                    |           |   |   |   |   |   |
| 7. <u>Folsomia</u> sp.                                      |           |   |   |   |   |   |
| Odonata (Dragon & damselfly nymphs).                        |           |   |   |   |   |   |
| 8. <u>Ischnura</u> sp.                                      |           |   |   |   |   |   |
| 9. <u>Agrion</u> sp.  |           |   |   |   |   |   |
| 10. <u>Chromagrion</u> sp.                                  |           |   |   |   |   |   |
| 11. <u>Dromogomphus</u> sp.                                 |           |   |   |   |   |   |
| 12. <u>Progomphus</u> sp.                                   |           |   |   |   |   |   |
| 13. <u>Brechmorhoga</u> sp.                                 | +         |   |   |   |   |   |
| 14. <u>Dythemis</u> sp.                                     |           |   |   |   |   |   |
| 15. <u>Erythrodiplax</u> sp.                                | +         |   |   |   |   |   |
| 16. <u>Paltothemis</u> sp.                                  |           |   |   |   |   |   |
| Ephemeroptera (Mayfly nymphs)                               |           |   |   |   |   |   |
| 17. <u>Baetis macanis</u>                                   | +         | + | + | + |   |   |
| 18. <u>Baetis meeheni</u>                                   | +         | + |   | + |   |   |
| 19. <u>Caenis kimminis</u>                                  | +         | + |   |   |   |   |
| 20. <u>Choroterpes gadrica</u>                              |           |   |   |   |   |   |
| 21. <u>Cloeon gillican</u>                                  |           |   |   |   |   |   |
| 22. <u>Ecdyonurus islamabadicus</u>                         |           |   |   |   |   |   |
| 23. <u>Ephemerella</u> sp.                                  |           |   |   |   |   |   |
| Plecoptera (Stonefly nymphs)                                |           |   |   |   |   |   |
| Hemiptera   |           |   |   |   |   |   |
| 24. <u>Rheumatobates maculata</u>                           | +         | + | + |   |   |   |
| 25. <u>Notonecta</u> sp.<br><del><u>Plea herringi</u></del> |           | + |   |   |   |   |
| 26. <u>Corixa substrata</u>                                 |           |   |   |   |   |   |

Continued:- + = Present, - = Absent



MACROFAUNA

Stations.

|   | 1 | 2 | 3 | 4 | 5 | 6 |
|---|---|---|---|---|---|---|
| 27. <u>Microvelia melvini</u>                           |   |   |   |   |   |   |
| Trichoptera   |   |   |   |   |   |   |
| 28. <u>Hydropsyche straightus</u>                       |   | + | + |   |   |   |
| 29. <u>Cheumatopsyche betteni</u>                       |   | + | + |   |   |   |
| 30. <u>Psychomyia wigginii</u>                          |   |   |   |   |   |   |
| Coleoptera  |   |   |   |   |   |   |
| 31. <u>Acenus bruesi</u>                                |   | + |   |   |   |   |
| 32. <u>Ancyronyx sandersoni</u>                         |   |   |   |   |   |   |
| 33. <u>Berosus mucronatus</u>                           |   |   |   |   |   |   |
| 34. <u>Ectoparia blaisdelli</u>                         | + |   | + | + |   | + |
| 35. <u>Enochrus fusca</u>                               |   |   |   |   |   |   |
| 36. <u>Paracymus testacee</u>                           |   |   |   |   |   |   |
| 37. <u>Ochthebius minutus</u>                           |   |   |   |   |   |   |
| 38. <u>Oreodytes vittatus</u>                           |   |   |   |   |   |   |
| Lepidoptera   |   |   |   |   |   |   |
| 39. <u>Cataclysta hubneri</u>                           |   |   |   |   |   |   |
| Diptera   |   |   |   |   |   |   |
| 40. <u>Simulium</u> sp.                                 |   | + |   |   |   |   |
| 41. <u>Psychoda</u> sp.                                 |   |   | + | + | + | + |
| 42. <u>Culicoides</u> sp.                               |   |   |   |   |   |   |
| 43. <u>Tanypus</u> sp.                                  |   |   |   | + |   |   |
| 44. <u>Chironomus</u> sp.                               |   | + |   | + |   | + |
| 45. <u>Hydrobaenus</u> sp.                              | + | + |   | + |   | + |
| 46. <u>Tabanus</u> sp.                                  |   |   |   |   |   |   |
| 47. <u>Eristalis</u> sp.                                |   |   |   |   |   |   |
| 48. <u>Ephydra</u> sp.                                  |   |   |   |   |   |   |
| 49. <u>Brachydeutera</u> sp.                            |   |   |   |   | + |   |
| 50. <u>Chrysozona</u> sp.                               |   |   |   |   |   |   |
| 51. <u>Limonia</u> sp.                                  |   |   |   |   |   |   |
| 52. <u>Limnophora</u> sp.                               |   |   |   |   |   |   |
| 53. <u>Arazma</u> sp.                                   |   |   |   |   |   |   |
| 54. <u>Weidemannia</u> sp.                              |   |   |   |   |   |   |
| 55. <u>Dixa</u> sp.                                     |   |   |   |   |   |   |
| 56. <u>Lispe</u> sp.                                    |   |   |   |   |   |   |
| 57. <u>Aedes</u> sp.                                    |   |   |   |   |   |   |
| 58. <u>Anopheles</u> sp.                                |   |   |   |   |   |   |
| 59. <u>Culex</u> sp.                                    |   |   |   |   |   |   |
| 60. <u>Orthocladius</u> (Cricotopes) sp.                |   |   |   |   | + |   |
| 61. <u>Protenthes</u> sp.                               | + |   |   |   |   |   |
| 62. <u>Aleochara</u> sp.                                | + |   |   |   |   |   |
| 63. <u>Lymnaea acuminata</u>                            |   |   |   |   |   |   |
| 64. <u>Lymnaea luteola</u>                              | + |   |   |   |   |   |
| 65. <u>Lymnaea pinguis</u>                              | + |   |   |   |   |   |
| 66. <u>Lymnaea</u> sp.                                  | + |   |   |   |   |   |
| 67. <u>Physa gyrina</u>                                 | + | + |   |   |   |   |
| 68. <u>Indoplanorbis</u> (Planorbis) <sup>exustus</sup> |   |   |   |   |   |   |
| 69. <u>Melania tuberculata</u>                          |   |   |   |   | + |   |
| 70. <u>Zootecus insularia</u>                           |   |   |   |   |   |   |
| Fishes  |   |   |   |   |   |   |
| 71. <u>Puntius conchoniis</u>                           | + |   |   |   |   |   |
| 72. <u>Barilius vagra</u>                               |   |   |   |   |   |   |
| 73. <u>Cirrhina reba</u>                                |   |   |   |   |   |   |
| 74. <u>Bagarius bagarius</u>                            |   |   |   |   |   |   |
| 75. <u>Chela cachiis</u>                                |   |   |   |   |   |   |
| Reptiles  |   |   |   |   |   |   |
| 76. <u>Rana cyanophlyctis</u>                           |   |   |   |   |   |   |
| Fresh water tortoises                                   |   |   |   |   |   |   |
| 77. <u>Trionyx</u> sp.                                  |   |   |   |   |   |   |

+ = Present , - = Absent



Table 43 Animals.

Dec. 1979.

## MACROFAUNA

## Stations.

|                                     | 1 | 2 | 3 | 4 | 5 | 6 |
|-------------------------------------|---|---|---|---|---|---|
| PHYLUM: ANNELIDA                    |   |   |   |   |   |   |
| CLASS: OLIGOCHAETA                  |   |   |   |   |   |   |
| 1. <u>Tubifex tubifex</u>           | + | + | + | + | + | + |
| 2. <u>Limnodrilus</u> sp.           |   |   |   | + |   |   |
| CLASS: HIRUDINEA                    |   |   |   |   |   |   |
| 3. <u>Theromyzon</u> sp.            |   |   |   |   |   |   |
| 4. <u>Glossiphonia</u> sp.          |   |   |   |   |   |   |
| 5. <u>Erpobdella</u> sp.            |   |   |   |   |   |   |
| PHYLUM: ARTHROPODA                  |   |   |   |   |   |   |
| CLASS: INSECTA                      |   |   |   |   |   |   |
| Collembola                          |   |   |   |   |   |   |
| 6. <u>Entomobrya</u> sp.            |   |   |   |   |   |   |
| 7. <u>Folsomia</u> sp.              |   |   |   |   |   |   |
| Odonata (Dragon & damselfly nymphs) |   |   |   |   |   |   |
| 8. <u>Ischnura</u> sp.              |   |   |   |   |   |   |
| 9. <u>Agrion</u> sp.                |   |   |   |   |   |   |
| 10. <u>Chromagrion</u> sp.          |   | + |   |   |   |   |
| 11. <u>Dromogomphus</u> sp.         |   |   |   |   |   |   |
| 12. <u>Progomphus</u> sp.           |   |   |   |   |   |   |
| 13. <u>Brechmorhoga</u> sp.         |   |   |   |   |   |   |
| 14. <u>Dythemis</u> sp.             |   |   |   |   |   |   |
| 15. <u>Erythrodiplax</u> sp.        |   |   |   |   |   |   |
| 16. <u>Paltothemis</u> sp.          |   |   |   |   |   |   |
| Ephemeroptera (Mayfly nymphs)       |   |   |   |   |   |   |
| 17. <u>Baetis macanis</u>           | + | + | + |   |   |   |
| 18. <u>Baetis meeheanis</u>         |   | + |   |   |   |   |
| 19. <u>Caenis kimminis</u>          |   |   | + |   |   |   |
| 20. <u>Choroterpes gadrica</u>      |   |   |   |   |   |   |
| 21. <u>Cloëon gillican</u>          |   | + |   |   |   |   |
| 22. <u>Ecdyonurus islamabadicus</u> |   |   |   |   |   |   |
| 23. <u>Ephemerella</u> sp.          |   |   |   |   |   |   |
| Plecoptera (Stonefly nymphs)        |   |   |   |   |   |   |
| Hemiptera                           |   |   |   |   |   |   |
| 24. <u>Rheumatobates maculata</u>   |   |   |   |   |   |   |
| 25. <u>Plea nerringi</u>            |   |   |   |   |   |   |
| 26. <u>Corixa substrata</u>         |   |   |   |   |   |   |

Continued:- + = Present, - = Absent

MACROFAUNA

Stations.

|  | 1 | 2 | 3 | 4 | 5 | 6 |
|--|---|---|---|---|---|---|
| 27. <u>Microvelia melvini</u>                                      |   |   |   |   |   |   |
| <b>Trichoptera</b>   |   |   |   |   |   |   |
| 28. <u>Hydropsyche straightus</u>                                  |   |   |   |   |   |   |
| 29. <u>Cheumatopsyche betteni</u>                                  | + | + |   |   |   |   |
| 30. <u>Psychomyia wigginii</u>                                     |   |   |   |   |   |   |
| <b>Coleoptera</b>  |   |   |   |   |   |   |
| 31. <u>Acenus bruesi</u>   |   | + | + |   |   |   |
| 32. <u>Ancyronyx sandersoni</u>                                    |   |   |   |   |   |   |
| 33. <u>Berosus mucronatus</u>                                      |   |   |   |   |   |   |
| 34. <u>Ectoparia blaisdelli</u>                                    |   |   |   |   |   |   |
| 35. <del><u>Enicospilus fuscus</u></del> <u>Enicospilus fuscus</u> |   | + |   |   |   |   |
| 36. <u>Paracymus testacea</u>                                      |   |   |   |   |   |   |
| 37. <u>Ochthebius minutus</u>                                      |   |   |   |   |   |   |
| 38. <u>Oreodytes vittatus</u>                                      |   |   |   |   |   |   |
| <b>Lepidoptera</b>   |   |   |   |   |   |   |
| 39. <u>Cataclysta hubneri</u>                                      |   | + |   |   |   |   |
| <b>Diptera</b>   |   |   |   |   |   |   |
| 40. <u>Simulium</u> sp.  | + | + | + |   |   |   |
| 41. <u>Psychoda</u> sp.  |   |   |   |   |   |   |
| 42. <u>Culicoides</u> sp.  |   |   | + | + | + |   |
| 43. <u>Tanypus</u> sp.   |   |   |   |   |   |   |
| 44. <u>Chironomus</u> sp.  | + | + | + | + |   |   |
| 45. <u>Hydrobaenus</u> sp.   | + | + | + | + |   | + |
| 46. <u>Tabanus</u> sp.   |   |   |   |   |   |   |
| 47. <u>Eristalis</u> sp.   |   |   |   |   |   |   |
| 48. <u>Ephydra</u> sp.   |   |   |   |   |   |   |
| 49. <u>Brachydeutera</u> sp.                                       |   |   |   |   |   |   |
| 50. <u>Chrysozona</u> sp.  |   |   |   |   | + |   |
| 51. <u>Limonia</u> sp.   |   |   |   |   |   |   |
| 52. <u>Limnophora</u> sp.  |   |   |   |   |   |   |
| 53. <u>Arazma</u> sp.  |   |   |   |   |   |   |
| 54. <u>Weidemannia</u> sp.   |   |   |   |   |   |   |
| 55. <u>Dixa</u> sp.  |   |   |   |   |   |   |
| 56. <u>Lispe</u> sp.   |   |   |   |   |   |   |
| 57. <u>Aedes</u> sp.   |   |   |   |   |   |   |
| 58. <u>Anopheles</u> sp.   |   |   |   |   | + |   |
| 59. <u>Culex</u> sp.   |   |   |   |   |   |   |
| 60. <u>Orthocladus</u> (Cricotopes) sp.                            |   |   |   | + |   |   |
| 61. <u>Proctotermes</u> sp.  |   | + |   |   |   |   |
| <b>Gastropoda</b>  |   |   |   |   |   |   |
| 62. <u>Lymnaea acuminata</u>                                       |   | + |   |   |   |   |
| 63. <u>Lymnaea luteola</u>   |   | + |   |   |   |   |
| 64. <u>Lymnaea pinguis</u>   |   | + |   |   |   |   |
| 65. <u>Physa gyrina</u>  |   | + |   |   |   |   |
| 66. <u>Indoplanorbis</u> (Planorbis) <u>exustus</u>                |   |   | + |   |   |   |
| 67. <u>Zootecus insularia</u>                                      |   | + |   |   |   | + |
| <b>Molluscs</b>  |   |   |   |   |   |   |
| 68. <u>Puntyus conchonus</u>                                       |   |   |   |   |   |   |
| 69. <u>Barilius vagra</u>  |   |   |   |   |   |   |
| 70. <u>Cirrhina reba</u>   |   |   |   |   |   |   |
| 71. <u>Bagarius bagarius</u>                                       |   |   |   |   |   |   |
| 72. <u>Chela cachiis</u>   |   |   |   |   |   |   |
| <b>Frogs</b>   |   |   |   |   |   |   |
| 73. <u>Rana cyanophlyctis</u>                                      |   |   |   | + |   |   |
| <b>Fresh water tortoises</b>                                       |   |   |   |   |   |   |
| 74. <u>Trionyx</u> sp.   |   |   |   |   |   |   |

+ = Present , - = Absent

Table 44 Animals.

Jan, 1980.

## MACROFAUNA

## Stations.

|                                     | 1 | 2 | 3 | 4 | 5 | 6 |
|-------------------------------------|---|---|---|---|---|---|
| PHYLUM: ANNELIDA                    |   |   |   |   |   |   |
| CLASS: OLIGOCHAETA                  |   |   |   |   |   |   |
| 1. <u>Tubifex tubifex</u>           | + | + | + | + | + |   |
| 2. <u>Limnodrilus</u> sp.           |   |   |   |   |   |   |
| CLASS: HIRUDINEA                    |   |   |   |   |   |   |
| 3. <u>Theromyzon</u> sp.            |   |   |   |   |   |   |
| 4. <u>Glossiphonia</u> sp.          |   |   |   | + |   |   |
| 5. <u>Erpobdella</u> sp.            |   |   |   |   |   |   |
| PHYLUM: ARTHROPODA                  |   |   |   |   |   |   |
| CLASS: INSECTA                      |   |   |   |   |   |   |
| Collembola                          |   |   |   |   |   |   |
| 6. <u>Entomobrya</u> sp.            |   |   |   |   |   |   |
| 7. <u>Folsomia</u> sp.              |   |   |   |   |   |   |
| Odonata (Dragon & damselfly nymphs) |   |   |   |   |   |   |
| 8. <u>Ischnura</u> sp.              |   |   |   |   |   |   |
| 9. <u>Agrion</u> sp.                |   |   |   |   |   |   |
| 10. <u>Chromagrion</u> sp.          |   |   |   |   |   |   |
| 11. <u>Dromogomphus</u> sp.         |   |   |   |   |   |   |
| 12. <u>Progomphus</u> sp.           |   |   |   |   |   |   |
| 13. <u>Brechmorhoga</u> sp.         |   |   |   |   |   |   |
| 14. <u>Dythemis</u> sp.             |   |   |   |   |   |   |
| 15. <u>Erythrodiplax</u> sp.        |   |   |   |   |   |   |
| 16. <u>Paltothemis</u> sp.          |   |   |   |   |   |   |
| Ephemeroptera (Mayfly nymphs)       |   |   |   |   |   |   |
| 17. <u>Baetis macanis</u>           | + | + |   | + |   |   |
| 18. <u>Baetis meeheenis</u>         | + | + |   | + |   |   |
| 19. <u>Caenis kimminis</u>          | + | + |   | + |   |   |
| 20. <u>Choroterpes gadrica</u>      |   |   |   |   |   |   |
| 21. <u>Cloeon gillican</u>          |   |   |   |   |   |   |
| 22. <u>Ecdyonurus islamabadicus</u> |   |   |   |   |   |   |
| 23. <u>Ephemerella</u> sp.          |   |   |   |   |   |   |
| Plecoptera (Stonefly nymphs)        |   |   |   |   |   |   |
| Hemiptera                           |   |   |   |   |   |   |
| 24. <u>Rheumatobates maculata</u>   |   |   |   |   |   |   |
| 25. <u>Plea nerringi</u>            |   |   |   |   |   |   |
| 26. <u>Corixa substrata</u>         | + |   |   |   |   |   |

Continued:- + = Present, - = Absent

MACROFAUNA

Stations.

|   | 1 | 2 | 3 | 4 | 5 | 6 |
|---|---|---|---|---|---|---|
| 27. <u>Microvelia melvini</u>                       |   |   |   |   |   |   |
| <b>Trichoptera</b>                                  |   |   |   |   |   |   |
| 28. <u>Hydropsyche straightus</u>                   | + | + |   | + |   |   |
| 29. <u>Cheumatopsyche betteni</u>                   | + | + |   | + | + |   |
| 30. <u>Psychomyia wigginsi</u>                      |   |   |   |   |   |   |
| <b>Coleoptera</b>                                   |   |   |   |   |   |   |
| 31. <u>Acenus bruesi</u>                            | + |   |   | + | + |   |
| 32. <u>Ancyronyx sandersoni</u>                     |   |   |   |   |   |   |
| 33. <u>Berosus mucronatus</u>                       |   |   |   |   |   |   |
| 34. <u>Ectoparia blaisdelli</u>                     | + |   |   |   |   |   |
| 35. <u>Enochrus fusca</u>                           |   |   |   |   |   |   |
| 36. <u>Paracymus testacea</u>                       |   |   |   |   |   |   |
| 37. <u>Ochthebius minutus</u>                       |   |   |   |   |   |   |
| 38. <u>Oreodytes vittatus</u>                       |   |   |   |   |   |   |
| <b>Lepidoptera</b>                                  |   |   |   |   |   |   |
| 39. <u>Cataclysta hubneri</u>                       |   |   |   |   |   |   |
| <b>Diptera</b>                                      |   |   |   |   |   |   |
| 40. <u>Simulium</u> sp.                             | + | + |   | + |   |   |
| 41. <u>Psychoda</u> sp.                             | + | + | + | + | + | + |
| 42. <u>Culicoides</u> sp.                           |   |   |   |   |   |   |
| 43. <u>Tanypus</u> sp.                              |   |   |   |   |   |   |
| 44. <u>Chironomus</u> sp.                           | + | + | + | + | + | + |
| 45. <u>Hydrobaenus</u> sp.                          | + | + | + | + | + | + |
| 46. <u>Tabanus</u> sp.                              | + |   |   |   |   |   |
| 47. <u>Eristalis</u> sp.                            |   |   |   |   |   |   |
| 48. <u>Ephydra</u> sp.                              |   |   |   |   |   |   |
| 49. <u>Brachydeutera</u> sp.                        |   |   |   |   |   |   |
| 50. <u>Chrysozona</u> sp.                           |   |   |   |   |   |   |
| 51. <u>Limonia</u> sp.                              |   |   |   |   |   |   |
| 52. <u>Limnophora</u> sp.                           |   |   |   |   |   |   |
| 53. <u>Arazma</u> sp.                               |   |   |   |   |   |   |
| 54. <u>Weidemannia</u> sp.                          |   |   |   |   |   |   |
| 55. <u>Dixa</u> sp.                                 |   |   |   |   |   |   |
| 56. <u>Lispe</u> sp.                                |   |   |   |   |   |   |
| 57. <u>Aedes</u> sp.                                |   |   |   |   |   |   |
| 58. <u>Anopheles</u> sp.                            |   |   |   |   |   |   |
| 59. <u>Culex</u> sp.                                |   |   |   |   |   |   |
| 60. <u>Orthocladus</u> (Cricotopes) sp.             |   |   |   |   |   |   |
| 61. <u>Protenthes</u> sp.                           | + |   |   |   |   |   |
| <b>Stropoda</b>                                     |   |   |   |   |   |   |
| 62. <u>Lymnaea acuminata</u>                        |   | + |   |   |   |   |
| 63. <u>Lymnaea luteola</u>                          | + | + |   |   |   |   |
| 64. <u>Lymnaea pinguis</u>                          | + | + |   | + |   |   |
| 65. <u>Physa gyrina</u>                             | + |   |   | + |   |   |
| 66. <u>Indoplanorbis</u> (Planorbis) <u>exustus</u> | + |   |   |   |   |   |
| 67. <u>Zootecus insularia</u>                       |   |   |   |   |   |   |
| <b>Fishes</b>                                       |   |   |   |   |   |   |
| 68. <u>Puntius conchonius</u>                       | + |   |   |   |   |   |
| 69. <u>Barilius vagra</u>                           |   |   |   |   |   |   |
| 70. <u>Cirrhina reba</u>                            |   |   |   |   |   |   |
| 71. <u>Bagarius bagarius</u>                        |   |   |   |   |   |   |
| 72. <u>Chela cachiis</u>                            |   |   |   |   |   |   |
| <b>Amphibians</b>                                   |   |   |   |   |   |   |
| 73. <u>Rana cyanophlyctis</u>                       | + |   |   |   |   |   |
| <b>Fresh water tortoises</b>                        |   |   |   |   |   |   |
| 74. <u>Trionyx</u> sp.                              |   |   |   |   |   |   |

+ = Present , - = Absent

Table 45 Animals.

Feb, 1980.

## MACROFAUNA

## Stations.

|                                     | 1 | 2 | 3 | 4 | 5 | 6 |
|-------------------------------------|---|---|---|---|---|---|
| PHYLUM: ANNELIDA                    |   |   |   |   |   |   |
| CLASS: OLIGOCHAETA                  |   |   |   |   |   |   |
| 1. <u>Tubifex tubifex</u>           | + | + | + | + | + |   |
| 2. <u>Limnodrilus</u> sp.           |   |   |   |   |   |   |
| CLASS: HIRUDINEA                    |   |   |   |   |   |   |
| 3. <u>Theromyzon</u> sp.            |   |   |   |   |   |   |
| 4. <u>Glossiphonia</u> sp.          |   |   |   |   |   |   |
| 5. <u>Erpobdella</u> sp.            |   |   |   |   |   |   |
| PHYLUM: ARTHROPODA                  |   |   |   |   |   |   |
| CLASS: INSECTA                      |   |   |   |   |   |   |
| Collembola                          |   |   |   |   |   |   |
| 6. <u>Entomobrya</u> sp.            |   |   |   |   |   |   |
| 7. <u>Folsomia</u> sp.              |   |   |   |   |   |   |
| Odonata (Dragon & damselfly nymphs) |   |   |   |   |   |   |
| 8. <u>Ischnura</u> sp.              |   | + |   |   |   |   |
| 9. <u>Agrion</u> sp.                |   |   |   |   |   |   |
| 10. <u>Chromagrion</u> sp.          |   |   |   |   |   |   |
| 11. <u>Dromogomphus</u> sp.         |   |   |   |   |   |   |
| 12. <u>Progomphus</u> sp.           |   |   |   |   |   |   |
| 13. <u>Brechmorhoga</u> sp.         |   |   |   |   |   |   |
| 14. <u>Dythemis</u> sp.             |   |   |   |   |   |   |
| 15. <u>Erythrodiplax</u> sp.        |   |   |   |   |   |   |
| 16. <u>Paltothemis</u> sp.          |   |   |   |   |   |   |
| Ephemeroptera (Mayfly nymphs)       |   |   |   |   |   |   |
| 17. <u>Baetis macanis</u>           | + | + |   |   |   |   |
| 18. <u>Baetis meehani</u>           | + |   |   |   |   |   |
| 19. <u>Caenis kimminis</u>          | + |   |   |   |   |   |
| 20. <u>Choroterpes quadricornis</u> |   |   |   |   |   |   |
| 21. <u>Cloeon gillican</u>          |   |   |   |   |   |   |
| 22. <u>Ecdyonurus islamabadicus</u> |   |   |   |   |   |   |
| 23. <u>Ephemerella</u> sp.          |   |   |   |   |   |   |
| Plecoptera (Stonefly nymphs)        |   |   |   |   |   |   |
| Hemiptera                           |   |   |   |   |   |   |
| 24. <u>Rheumatobates maculata</u>   |   |   |   |   |   |   |
| 25. <u>Plea nerringi</u>            |   |   |   |   |   |   |
| 26. <u>Corixa substrata</u>         |   |   |   |   |   |   |

Continued:- + = Present, - = Absent

MACROFAUNA

Stations.

|  | 1 | 2 | 3 | 4 | 5 | 6 |
|--|---|---|---|---|---|---|
| 27. <u>Microvelia melvini</u>                |   |   |   |   |   |   |
| Trichoptera                                  |   |   |   |   |   |   |
| 28. <u>Hydropsyche straightus</u>            | + |   |   |   |   |   |
| 29. <u>Cheumatopsyche betteni</u>            | + | + |   |   |   |   |
| 30. <u>Psychomyia wigginsii</u>              |   |   |   |   |   |   |
| Coleoptera                                   |   |   |   |   |   |   |
| 31. <u>Acenus bruesi</u>                     | + |   |   |   |   |   |
| 32. <u>Ancyronyx sandersoni</u>              |   |   |   |   |   |   |
| 33. <u>Berosus mucronatus</u>                |   |   |   |   |   |   |
| 34. <u>Ectoparia blaisdelli</u>              |   |   |   |   |   |   |
| 35. <u>Enochrus fusca</u>                    |   |   |   |   |   |   |
| 36. <u>Paracymus testacea</u>                |   |   |   |   |   |   |
| 37. <u>Ochthebius minutus</u>                |   |   |   |   |   |   |
| 38. <u>Oreodytes vittatus</u>                |   |   |   |   |   |   |
| Lepidoptera                                  |   |   |   |   |   |   |
| 39. <u>Cataclysta hubneri</u>                |   |   |   |   |   |   |
| Diptera                                      |   |   |   |   |   |   |
| 40. <u>Simulium</u> sp.                      | + |   |   | + |   |   |
| 41. <u>Psychoda</u> sp.                      |   |   |   |   |   |   |
| 42. <u>Culicoides</u> sp.                    | + | + | + | + |   | + |
| 43. <u>Tanypus</u> sp.                       |   |   |   |   |   |   |
| 44. <u>Chironomus</u> sp.                    |   |   |   |   |   |   |
| 45. <u>Hydrobaenus</u> sp.                   | + | + |   | + |   | + |
| 46. <u>Tabanus</u> sp.                       | + | + |   | + |   | + |
| 47. <u>Eristalis</u> sp.                     |   |   |   |   |   |   |
| 48. <u>Ephydra</u> sp.                       |   |   |   |   |   |   |
| 49. <u>Brachydeutera</u> sp.                 |   |   |   |   |   |   |
| 50. <u>Chrysozona</u> sp.                    |   |   |   |   |   |   |
| 51. <u>Limonia</u> sp.                       |   |   |   |   |   |   |
| 52. <u>Limnophora</u> sp.                    |   |   |   |   |   |   |
| 53. <u>Arazma</u> sp.                        |   |   |   |   |   |   |
| 54. <u>Weidemannia</u> sp.                   |   |   |   |   |   |   |
| 55. <u>Dixa</u> sp.                          |   |   |   |   |   |   |
| 56. <u>Lispe</u> sp.                         |   |   |   |   |   |   |
| 57. <u>Aedes</u> sp.                         |   |   |   |   |   |   |
| 58. <u>Anopheles</u> sp.                     |   |   |   |   |   |   |
| 59. <u>Culex</u> sp.                         |   |   |   |   |   |   |
| 60. <u>Orthocladus (Cricotopes)</u> sp.      |   |   |   |   |   |   |
| 61. <u>Frotenthes</u> sp.                    | + |   |   |   |   |   |
| Amphipoda                                    |   |   |   |   |   |   |
| 62. <u>Lymnaea acuminata</u>                 |   | + |   |   |   |   |
| 63. <u>Lymnaea luteola</u>                   |   | + |   |   |   |   |
| 64. <u>Lymnaea pinguis</u>                   |   |   |   |   |   | + |
| 65. <u>Rhyssa gyrina</u>                     |   |   |   |   |   |   |
| 66. <u>Indoplanorbis (Planorbis) exustus</u> | + |   |   | + | 1 | + |
| 67. <u>Zootecus insularia</u>                | + |   |   |   |   |   |
| Fishes                                       |   |   |   |   |   |   |
| 68. <u>Puntius conchonus</u>                 |   |   |   |   |   |   |
| 69. <u>Barilius vagra</u>                    |   |   |   |   |   |   |
| 70. <u>Cirrhinia reba</u>                    |   |   |   |   |   |   |
| 71. <u>Bagarius bagarius</u>                 |   |   |   |   |   |   |
| 72. <u>Chela cachius</u>                     |   |   |   |   |   |   |
| Frogs  |   |   |   |   |   |   |
| 73. <u>Rana cyanophlyctis</u>                |   |   |   |   |   |   |
| Fresh water tortoises                        |   |   |   |   |   |   |
| 74. <u>Trionyx</u> sp.                       |   |   |   |   |   |   |

+ = Present , - = Absent

Table 46 Animals.

March, 1980.

MACROFAUNA

Stations.

|  | 1 | 2 | 3 | 4 | 5 | 6 |
|--|---|---|---|---|---|---|
| PHYLUM: ANNELIDA                             |   |   |   |   |   |   |
| CLASS: OLIGOCHAETA                           |   |   |   |   |   |   |
| 1. <u>Tubifex tubifex</u>                    | + | + | + | + | + |   |
| 2. <u>Limnodrilus</u> sp.                    |   |   |   |   |   |   |
| CLASS: HIRUDINEA                             |   |   |   |   |   |   |
| 3. <u>Theromyzon</u> sp.                     |   |   |   |   |   |   |
| 4. <u>Glossiphonia</u> sp.                   |   |   |   |   |   |   |
| 5. <u>Erpobdella</u> sp.                     |   |   |   |   |   |   |
| PHYLYM: ARTHROPODA                           |   |   |   |   |   |   |
| CLASS: INSECTA                               |   |   |   |   |   |   |
| Collembola                                   |   |   |   |   |   |   |
| 6. <u>Entomobrya</u> sp. <i>orycturus sp</i> |   |   |   |   | + |   |
| 7. <u>Folsomia</u> sp.                       |   |   |   |   |   |   |
| Odonata (Dragon & damselfly nymphs).         |   |   |   |   |   |   |
| 8. <u>Ischnura</u> sp.                       |   |   |   |   |   |   |
| 9. <u>Agrion</u> sp. <i>neoneura sp</i>      | + |   |   |   |   |   |
| 10. <u>Chromagrion</u> sp.                   |   |   |   |   |   |   |
| 11. <u>Dromogomphus</u> sp.                  |   |   |   |   |   |   |
| 12. <u>Progomphus</u> sp.                    | + |   |   |   |   |   |
| 13. <u>Brechmorhoga</u> sp.                  |   |   |   |   |   |   |
| 14. <u>Dythemis</u> sp. <i>symptetum sp</i>  | + |   |   |   |   |   |
| 15. <u>Erythrodiplax</u> sp.                 |   |   |   |   |   |   |
| 16. <u>Paltothemis</u> sp.                   |   |   |   |   |   |   |
| Ephemeroptera (Mayfly nymphs)                |   |   |   |   |   |   |
| 17. <u>Baetis macanis</u>                    | + |   |   |   |   |   |
| 18. <u>Baetis meeheanis</u>                  |   |   |   |   |   |   |
| 19. <u>Caenis kimminis</u>                   |   |   |   |   |   |   |
| 20. <u>Choroterpes gadrica</u>               | + |   |   |   |   |   |
| 21. <u>Cloeon gillican</u>                   |   |   |   |   |   |   |
| 22. <u>Ecdyonurus islamabadicus</u>          |   |   |   |   |   |   |
| 23. <u>Ephemerella</u> sp.                   |   |   |   |   |   |   |
| Plecoptera (Stonefly nymphs)                 |   |   |   |   |   |   |
| Hemiptera                                    |   |   |   |   |   |   |
| 24. <u>Rheumatobates maculata</u>            |   |   |   |   |   |   |
| 25. <u>Plea nerringi</u>                     |   |   |   |   |   |   |
| 26. <u>Corixa substrata</u>                  |   |   |   |   |   |   |

Continued:- + = Present, - = Absent

MACROFAUNA

Stations.

|  | 1 | 2 | 3 | 4 | 5 | 6 |
|--|---|---|---|---|---|---|
| 27. <u>Microvelia melvini</u>                                |   |   |   |   |   |   |
| <b>Trichoptera</b>   |   |   |   |   |   |   |
| 28. <u>Hydropsyche straightus</u>                            | + |   |   |   |   |   |
| 29. <u>Cheumatopsyche betteni</u>                            |   |   |   |   |   |   |
| 30. <u>Psychomyia wigginsi</u>                               |   |   |   |   |   |   |
| <b>Coleoptera</b>  |   |   |   |   |   |   |
| 31. <u>Acenus bruesi</u>                                     | + |   |   |   |   |   |
| 32. <u>Ancyronyx sandersoni</u>                              |   |   |   |   |   |   |
| 33. <u>Berosus mucronatus</u>                                | + |   |   |   |   |   |
| 34. <u>Ectoparia blaisdelli</u>                              |   |   |   |   |   |   |
| 35. <u>Enochrus fusca</u>                                    |   |   |   |   |   |   |
| 36. <del><u>Enochrus</u></del> <u>hintoni</u>                | + |   |   |   |   |   |
| 37. <u>Ochthebius minutus</u>                                |   |   |   |   |   |   |
| 38. <u>Oreodytes vittatus</u>                                |   |   |   |   |   |   |
| <b>Lepidoptera</b>   |   |   |   |   |   |   |
| 39. <u>Cataclysta hubneri</u>                                |   |   |   |   |   |   |
| <b>Diptera</b>   |   |   |   |   |   |   |
| 40. <u>Simulium</u> sp.                                      | + | + |   |   |   |   |
| 41. <u>Psychoda</u> sp.                                      |   |   |   |   |   |   |
| 42. <u>Culicoides</u> sp.                                    | + | + |   | + | + | + |
| 43. <u>Tanytus</u> sp.                                       |   |   |   |   |   |   |
| 44. <u>Chironomus</u> sp.                                    | + |   |   | + |   |   |
| 45. <u>Hydrobaenus</u> sp.                                   | + | + | + | + |   |   |
| 46. <u>Tabanus</u> sp.                                       |   |   |   |   |   |   |
| 47. <u>Eristalis</u> sp.                                     |   |   |   |   |   |   |
| 48. <u>Ephydra</u> sp.                                       |   |   |   |   |   |   |
| 49. <u>Brachydeutera</u> sp.                                 |   |   |   |   |   |   |
| 50. <u>Chrysozona</u> sp.                                    |   |   |   |   |   |   |
| 51. <u>Limonia</u> sp.                                       |   |   |   |   |   |   |
| 52. <u>Limnophora</u> sp.                                    |   |   |   |   |   |   |
| 53. <u>Arazma</u> sp.  |   |   |   |   |   |   |
| 54. <u>Weidemannia</u> sp.                                   |   |   |   |   |   |   |
| 55. <u>Dixa</u> sp.  |   |   |   |   |   |   |
| 56. <u>Lispe</u> sp.   |   |   |   |   |   |   |
| 57. <u>Aedes</u> sp.   |   |   |   |   |   |   |
| 58. <u>Anopheles</u> sp.                                     |   |   |   |   |   |   |
| 59. <u>Culex</u> sp.   |   |   |   |   |   |   |
| 60. <u>Orthocladus</u> ( <u>Cricotopus</u> ) sp.             |   |   |   | + |   |   |
| 61. <u>Frotenthes</u> sp.                                    | + |   |   |   |   |   |
| <b>Astropoda</b> <u>Calopsectra</u> sp.                      |   | + |   |   |   |   |
| 62. <u>Lymnaea acuminata</u>                                 |   |   |   |   |   |   |
| 63. <u>Lymnaea luteola</u>                                   | + |   |   |   |   |   |
| 64. <u>Lymnaea pinguis</u>                                   |   |   |   |   |   |   |
| 65. <u>Physa gyrina</u>                                      |   | + |   |   | + |   |
| 66. <u>Indoplanorbis</u> ( <u>Planorbis</u> ) <u>exustus</u> |   |   |   |   |   |   |
| 67. <u>Zootecus insularia</u>                                |   |   |   |   |   |   |
| <b>Fishes</b> <u>Lepidion marginale</u>                      | + |   |   |   |   |   |
| 68. <u>Puntius gononensis</u>                                |   |   |   |   |   |   |
| 69. <u>Barilius vagra</u>                                    |   |   |   |   |   |   |
| 70. <u>Cirrhina reba</u>                                     |   |   |   |   |   |   |
| 71. <u>Bagarius bagarius</u>                                 |   |   |   |   |   |   |
| 72. <u>Chela cachius</u>                                     |   |   |   |   |   |   |
| <b>Frogs</b> <u>Nomalochelys batia</u>                       | + |   |   |   |   |   |
| 73. <u>Rana cyanophlyctis</u>                                |   |   |   |   |   |   |
| <b>Fresh water tortoises</b>                                 |   |   |   |   |   |   |
| 74. <u>Trionyx</u> sp.                                       |   |   |   |   |   |   |

+ = Present , - = Absent



Table 47 Animals.

April, 1980

MACROFAUNA

Stations.

|   | 1 | 2 | 3 | 4 | 5 | 6 |
|---|---|---|---|---|---|---|
| PHYLUM: ANNELIDA                                  |   |   |   |   |   |   |
| CLASS: OLIGOCHAETA                                |   |   |   |   |   |   |
| 1. <u>Tubifex tubifex</u>                         | + | + | + | + | + | + |
| 2. <u>Limnodrilus</u> sp.                         |   |   |   |   |   |   |
| CLASS: HIRUDINEA                                  |   |   |   |   |   |   |
| 3. <u>Theromyzon</u> sp.                          |   |   |   |   |   |   |
| 4. <u>Glossiphonia</u> sp.                        | + |   |   |   |   |   |
| 5. <u>Erpobdella</u> sp.                          |   |   |   |   |   |   |
| PHYLUM: ARTHROPODA                                |   |   |   |   |   |   |
| CLASS: INSECTA                                    |   |   |   |   |   |   |
| Collembola  |   |   |   |   |   |   |
| 6. <u>Entomobrya</u> sp.                          |   |   |   |   |   |   |
| 7. <u>Folsomia</u> sp.                            |   |   |   |   |   |   |
| Odonata (Dragon & damselfly nymphs)               |   |   |   |   |   |   |
| 8. <u>Ischnura</u> sp.                            |   |   |   |   |   |   |
| 9. <u>Agrion</u> sp.                              |   |   |   |   |   |   |
| 10. <u>Chromagrion</u> sp.                        |   |   |   |   |   |   |
| 11. <u>Dromogomphus</u> sp.                       |   |   |   |   |   |   |
| 12. <u>Frogomphus</u> sp.                         | + |   |   |   |   |   |
| 13. <u>Brechmorhoga</u> sp.                       |   |   |   |   |   |   |
| 14. <u>Dythemis</u> sp.                           |   |   |   |   |   |   |
| 15. <u>Erythrodiplax</u> sp.                      |   | + |   |   |   |   |
| 16. <u>Paltothemis</u> sp.                        |   |   |   |   |   |   |
| Ephemeroptera (Mayfly nymphs)                     |   |   |   |   |   |   |
| 17. <u>Baetis macanis</u>                         | + | + |   |   |   |   |
| 18. <u>Baetis meeheenis</u>                       |   |   |   |   |   |   |
| 19. <u>Caenis kimminis</u>                        | + | + |   |   |   |   |
| 20. <u>Choroterpes gadrica</u>                    |   |   |   |   |   |   |
| 21. <u>Gloëon gillican</u>                        |   |   |   |   |   |   |
| 22. <u>Ecdyonurus islamabadicus</u>               |   |   |   |   |   |   |
| 23. <u>Ephemerella</u> sp.                        |   |   |   |   |   |   |
| Plecoptera (Stonefly nymphs)                      |   |   |   |   |   |   |
| <del>Hymenoptera</del><br><u>Ademon mucsebach</u> | + |   |   |   |   |   |
| <del>Hemiptera</del><br><u>Nepa haroid</u>        | + |   |   |   |   |   |
| 24. <u>Rheumatobates maculata</u>                 |   |   |   |   |   |   |
| 25. <u>Plea nerringi</u>                          |   |   |   |   |   |   |
| 26. <u>Corixa substrata</u>                       |   |   |   |   |   |   |

Continued:- + = Present, - = Absent

MACROFAUNA

Stations.

|   | 1 | 2 | 3 | 4 | 5 | 6 |
|---|---|---|---|---|---|---|
| 27. <u>Microvelia melvini</u>                 |   |   |   |   |   |   |
| <b>Trichoptera</b>                            |   |   |   |   |   |   |
| 28. <u>Hydropsyche straightus</u>             | + |   |   |   |   |   |
| 29. <u>Cheumatopsyche betteni</u>             | + |   |   |   |   |   |
| 30. <u>Psychomyia wiggindi</u>                |   |   |   |   |   |   |
| <b>Beleoptera</b> <u>PSOPENUS SPINOPUS</u>    | + |   |   |   |   |   |
| 31. <u>Acenus bruesi</u>                      |   |   |   |   |   |   |
| 32. <u>Ancyronyx sandersoni</u>               |   | + |   |   |   |   |
| 33. <u>Berosus mucronatus</u>                 |   |   |   |   |   |   |
| 34. <u>Ectoparia blaisdelli</u>               |   |   |   |   |   |   |
| 35. <u>Encochrus fusca</u>                    |   |   |   |   |   |   |
| 36. <u>Paracymus testacea</u>                 | + | + |   |   |   |   |
| 37. <u>Ochthebius minutus</u>                 |   |   |   |   |   |   |
| 38. <u>Oreodytes vittatus</u>                 |   |   |   |   |   |   |
| <b>Lepidoptera</b>                            |   |   |   |   |   |   |
| 39. <u>Cataclysta hubneri</u>                 |   |   |   |   |   |   |
| <b>Diptera</b>                                |   |   |   |   |   |   |
| 40. <u>Simulium sp.</u>                       | + |   |   |   |   |   |
| 41. <u>Psychoda sp.</u>                       |   |   |   |   |   |   |
| 42. <u>Culicoides sp.</u>                     |   |   |   |   | + | + |
| 43. <u>Tanypus sp.</u>                        |   | + |   |   |   |   |
| 44. <u>Chironomus sp.</u>                     | + | + | + | + |   | + |
| 45. <u>Hydrobaenus sp.</u>                    | + |   |   |   |   | + |
| 46. <u>Tabanus sp.</u>                        |   |   |   |   | + |   |
| 47. <u>Eristalis sp.</u>                      |   |   |   |   |   |   |
| 48. <u>Ephydra sp.</u>                        |   |   |   |   |   |   |
| 49. <u>Brachydeutera sp.</u>                  |   |   |   |   |   |   |
| 50. <u>Chrysozona sp.</u>                     |   |   |   |   |   |   |
| 51. <u>Limonia sp.</u>                        |   |   |   |   |   |   |
| 52. <u>Limnophora sp.</u>                     |   |   |   |   |   |   |
| 53. <u>Arazma sp.</u>                         |   |   |   |   |   |   |
| 54. <u>Weidemannia sp.</u>                    |   |   |   |   |   |   |
| 55. <u>Dixa sp.</u>                           |   |   |   |   |   |   |
| 56. <u>Lispe sp.</u>                          |   |   |   |   |   |   |
| 57. <u>Aedes sp.</u>                          |   |   |   |   |   |   |
| 58. <u>Anopheles sp.</u>                      |   |   |   |   |   |   |
| 59. <u>Culex sp.</u>                          |   |   |   |   |   |   |
| 60. <u>Orthocladius (Cricotopea) sp.</u>      |   |   |   |   |   |   |
| 61. <u>Frotenthes sp.</u>                     |   | + |   |   |   |   |
| <b>Gastropoda</b> <u>Corbicula strobilata</u> | + |   |   |   |   |   |
| 62. <u>Lymnaea acuminata</u>                  |   |   |   |   |   |   |
| 63. <u>Lymnaea luteola</u>                    | + | + |   |   |   |   |
| 64. <u>Lymnaea pinguis</u>                    |   |   |   |   |   |   |
| 65. <u>Physa gyrina</u>                       |   |   | + | + |   |   |
| 66. <u>Indoplanorbis (Planorbis) exustus</u>  |   |   |   |   |   |   |
| 67. <u>Zootecus insularia</u>                 |   |   |   |   |   |   |
| <b>Fishes</b>                                 |   |   |   |   |   |   |
| 68. <u>Puntius conchonus</u>                  |   | + |   |   |   |   |
| 69. <u>Barilius vagra</u>                     |   |   |   |   |   |   |
| 70. <u>Cirrhiina reba</u>                     |   |   |   |   |   |   |
| 71. <u>Bagarius bagarius</u>                  |   |   |   |   |   |   |
| 72. <u>Chela cachius</u>                      |   |   |   |   |   |   |
| <b>eggs</b>                                   |   |   |   |   |   |   |
| 73. <u>Rana cyanophlyctis</u>                 |   |   |   |   |   |   |
| <b>fresh water tortoises</b>                  |   |   |   |   |   |   |
| 74. <u>Trionyx sp.</u>                        |   |   |   |   |   |   |

+ = Present , - = Absent

Table 48 Animals.

May, 1980.

MACROFAUNA

Stations.

|   | 1 | 2 | 3 | 4 | 5 | 6 |
|---|---|---|---|---|---|---|
| PHYLUM: ANNELIDA  |   |   |   |   |   |   |
| CLASS: OLIGOCHAETA  |   |   |   |   |   |   |
| 1. <u>Tubifex tubifex</u>                                 |   | + | + |   |   | + |
| 2. <u>Limnodrilus</u> sp.                                 |   |   |   |   |   |   |
| CLASS: HIRUDINEA  |   |   |   |   |   |   |
| 3. <u>Theromyzon</u> sp.                                  |   |   |   |   |   |   |
| 4. <u>Glossiphonia</u> sp.                                |   |   |   |   |   |   |
| 5. <u>Erpobdella</u> sp.                                  |   |   |   |   |   |   |
| PHYLUM: ARTHROPODA  |   |   |   |   |   |   |
| CLASS: INSECTA  |   |   |   |   |   |   |
| Collembola  |   |   |   |   |   |   |
| 6. <u>Entomobrya</u> sp.                                  |   |   |   |   |   |   |
| 7. <u>Folsomia</u> sp.                                    |   |   |   |   |   |   |
| Odonata (Dragon & damselfly nymphs)                       |   |   |   |   |   |   |
| 8. <u>Ischnura</u> sp.                                    | + | + |   |   |   |   |
| 9. <u>Agrion</u> sp.                                      |   |   |   |   |   |   |
| 10. <u>Chromagrion</u> sp.                                | + | + |   |   |   |   |
| 11. <u>Dromogomphus</u> sp.                               |   |   |   |   |   |   |
| 12. <u>Frogomphus</u> sp.                                 |   | + |   |   |   |   |
| 13. <u>Brechmorhoga</u> sp. <sup>optiogomphus sp.</sup> - |   |   |   |   |   |   |
| 14. <u>Dythemis</u> sp.                                   |   |   |   |   |   |   |
| 15. <u>Erythrodiplax</u> sp.                              |   |   |   |   |   |   |
| 16. <u>Paltothemis</u> sp.                                |   |   |   |   |   |   |
| Ephemeroptera (Mayfly nymphs)                             |   |   |   |   |   |   |
| 17. <u>Baetis macanis</u>                                 | + |   |   |   |   |   |
| 18. <u>Baetis meeheni</u>                                 |   |   |   |   |   |   |
| 19. <u>Caenis kimminis</u>                                | + | + |   |   |   |   |
| 20. <u>Choroterpes gadrica</u>                            |   |   |   |   |   |   |
| 21. <u>Cloëon gillican</u>                                |   | + |   |   |   |   |
| 22. <u>Ecdyonurus islamabadicus</u>                       |   |   |   |   |   |   |
| 23. <u>Ephemerella</u> sp.                                |   |   |   |   |   |   |
| Plecoptera (Stonefly nymphs)                              |   |   |   |   |   |   |
| Hemiptera   |   |   |   |   |   |   |
| 24. <u>Rheumatobates maculata</u> <sup>harrisi</sup>      | + | + |   |   |   |   |
| 25. <u>Plea nerringi</u>                                  |   |   |   |   |   |   |
| 26. <u>Corixa substrata</u>                               |   | + |   |   |   |   |
| <u>Micromecta spicata</u>                                 |   |   |   |   |   |   |

Continued: - + = Present, - = Absent

MACROFAUNA

Stations.

|   | 1 | 2 | 3 | 4 | 5 | 6 |
|---|---|---|---|---|---|---|
| 27. <u>Microvelia melvini</u>                                     |   |   |   |   |   |   |
| <b>Trichoptera</b>  |   |   |   |   |   |   |
| 28. <u>Hydropsyche straightus</u>                                 | + |   |   |   |   |   |
| 29. <u>Cheumatopsyche betteni</u>                                 | + |   |   |   |   |   |
| 30. <u>Psychomyia wigginsi</u>                                    |   |   |   |   |   |   |
| <b>Coleoptera</b> <del><u>Agathidium</u></del> <u>Spinopdip</u>   | + |   |   |   |   |   |
| 31. <u>Acenus bruesi</u>  | + |   |   |   |   |   |
| 32. <u>Ancyronyx sandersoni</u>                                   |   |   |   |   |   |   |
| 33. <u>Berosus mucronatus</u>                                     |   |   |   |   |   |   |
| 34. <u>Ectoparia blaisdelli</u>                                   | + |   |   |   |   |   |
| 35. <u>Enochrus fusca</u>   |   |   |   |   |   |   |
| 36. <del><u>Paracymus hintoni</u></del> <u>Paracymus testacea</u> | + |   |   |   |   |   |
| 37. <u>Ocntheplus minutus</u>                                     |   |   |   |   |   |   |
| 38. <del><u>Hydrochara</u></del> <u>Oreodytes vittatus</u>        | + |   |   |   |   |   |
| <b>Lepidoptera</b>  |   |   |   |   |   |   |
| 39. <u>Cataclysta hubneri</u>                                     | + | + |   | + |   | + |
| <b>Diptera</b>  |   |   |   |   |   |   |
| 40. <u>Simulium</u> sp.   | + | + |   |   |   | + |
| 41. <u>Psychoda</u> sp.   | + | + |   |   |   | + |
| 42. <u>Culicoides</u> sp.   |   | + |   |   |   |   |
| 43. <u>Tanypus</u> sp.  |   |   |   |   | + |   |
| 44. <u>Chironomus</u> sp.   | + | + |   |   |   |   |
| 45. <u>Hydrobaenus</u> sp.  | + | + |   | + |   |   |
| 46. <u>Tabanus</u> sp.  | + | + |   |   |   |   |
| 47. <u>Eristalis</u> sp.  |   | + |   |   |   |   |
| 48. <u>Ephydra</u> sp.  |   |   |   |   |   |   |
| 49. <u>Braconydeutra</u> sp.                                      |   |   |   |   |   |   |
| 50. <u>Chrysozona</u> sp.   |   |   |   |   | + |   |
| 51. <u>Limonia</u> sp.  |   |   |   |   |   |   |
| 52. <u>Limnophora</u> sp.   |   |   |   |   |   |   |
| 53. <u>Arazma</u> sp.   |   |   |   |   |   |   |
| 54. <u>Weidemannia</u> sp.  |   |   |   |   |   |   |
| 55. <u>Dixa</u> sp.   |   |   |   |   |   |   |
| 56. <u>Lispe</u> sp.  |   |   |   |   |   |   |
| 57. <u>Aedes</u> sp.  |   |   |   |   | + |   |
| 58. <u>Anopheles</u> sp.  |   |   |   |   |   |   |
| 59. <u>Culex</u> sp.  |   |   | + | + | + | + |
| 60. <u>Orthocladius (Cricotopes)</u> sp.                          |   |   |   |   |   |   |
| 61. <u>Proctenthes</u> sp.  |   |   |   |   |   |   |
| <b>Gastropoda</b>   |   |   |   |   |   |   |
| 62. <u>Lymnaea acuminata</u>                                      |   |   |   |   |   |   |
| 63. <u>Lymnaea luteola</u>  | + | + |   |   |   |   |
| 64. <u>Lymnaea pinguis</u>  |   |   |   |   |   |   |
| 65. <u>Physa gyrina</u>   |   | + |   | + | + |   |
| 66. <u>Indoplanorbis (Planorbis) exustus</u>                      |   |   |   | + | + |   |
| 67. <u>Zootecus insularia</u>                                     |   |   |   |   |   |   |
| <b>Fishes</b> <del><u>Melanota</u></del> <u>Pachyrhynchus</u>     |   | + |   | + |   |   |
| 68. <u>Puntius conchonius</u>                                     | + | + |   |   |   |   |
| 69. <u>Barilius vagra</u>   | + |   |   |   |   |   |
| 70. <del><u>Cirrhina</u></del> <u>reha</u>                        |   | + |   |   |   |   |
| 71. <u>Bagarius bagarius</u>                                      |   |   |   |   |   |   |
| 72. <u>Chela cachius</u>  |   |   |   |   |   |   |
| <b>Eggs</b> <u>Ophiophthalmus punctatus</u>                       |   | + |   |   |   |   |
| 73. <u>Rana cyanophlyctis</u>                                     |   |   |   |   |   |   |
| <b>Fresh water tortoises</b>                                      |   |   |   |   |   |   |
| 74. <u>Trionyx</u> sp.  |   |   |   |   |   |   |

+ = Present , - = Absent

Table 49 Productivity of Bottom Fauna/Sq Meter. June, 1979.

| Animals.  | Station 1. | Station 2. | Station 3. | Station 4. | Station 5. | Station 6. |
|---|------------|------------|------------|------------|------------|------------|
| Planarians.                                     | 84         | -          | -          | -          | -          | -          |
| Oligochaetes.                                   | -          | -          | 42         | 1611       | 85         | 1950       |
| Leeches.  | 254        | -          | 21         | -          | -          | -          |
| Ephemeroptera(nymphs).                          | 678        | 5258       | -          | -          | -          | -          |
| Odonata (nymphs)                                | -          | -          | -          | -          | -          | -          |
| Hemiptera                                       | -          | -          | -          | -          | -          | -          |
| Plecoptera(nymphs)                              | -          | -          | -          | -          | -          | -          |
| Trichoptera (larvae)                            | -          | 678        | -          | -          | -          | -          |
| Trichoptera(pupae)                              | -          | -          | -          | -          | -          | -          |
| Trichoptera(adults)                             | -          | -          | -          | -          | -          | -          |
| Coleoptera(larvae)                              | 84         | -          | -          | -          | -          | -          |
| Coleoptera(adults)                              | -          | -          | -          | -          | -          | -          |
| Diptera(larvae)                                 | 3392       | 2035       | 64         | 4325       | 42         | -          |
| Diptera(pupae)                                  | -          | 339        | -          | 254        | -          | -          |
| Diptera (adults).                               | -          | -          | -          | -          | -          | -          |
| Lepidoptera(larvae)                             | -          | -          | -          | -          | -          | -          |
| Neuroptera(larvae)                              | -          | -          | -          | -          | -          | -          |
| Gastropods.                                     | 170        | -          | 21         | 170        | -          | -          |
| Bivalves.                                       | -          | -          | -          | -          | -          | -          |
| Fishes.   | -          | -          | -          | -          | -          | -          |
| Total Number/M <sup>2</sup>                     | 4662       | 8310       | 148        | 6360       | 127        | 1950       |
| Total Weight/An <sup>2</sup> Gms/M <sup>2</sup> | 131.144    | 11.024     | 0.742      | 19.08      | 0.424      | 4.24       |

Table 50 Productivity of Bottom Fauna/Sq.Meter. July, 1979.

| Animals.  | Station 1. | Station 2. | Station 3. | Station 4. | Station 5. | Station 6. |
|---|------------|------------|------------|------------|------------|------------|
| Planerians                                      | -          | -          | -          | -          | -          | -          |
| Oligochaetes.                                   | 42         | -          | -          | 636        | 2459       | 254        |
| Leeches.  | 254        | 170        | -          | -          | -          | -          |
| Ephemeroptera(nymphs)                           | 678        | 3392       | -          | -          | -          | -          |
| Odonata (nymphs).                               | -          | -          | -          | -          | -          | -          |
| Hemiptera.                                      | -          | -          | -          | -          | -          | -          |
| Plecoptera(stonefly nymphs)-                    | -          | -          | -          | -          | 42         | -          |
| Trichoptera(larvae)                             | -          | 5088       | -          | -          | -          | -          |
| Trichoptera(pupae)                              | -          | -          | -          | -          | -          | -          |
| Trichoptera(adults).                            | -          | -          | -          | -          | -          | -          |
| Coleoptera(larvae)                              | 85         | 169        | -          | -          | -          | -          |
| Coleoptera(adults).                             | -          | -          | -          | -          | -          | -          |
| Diptera (larvae)                                | 2926       | 2714       | 53         | 2756       | 85         | 85         |
| Diptera(pupae).                                 | 424        | 848        | -          | -          | -          | -          |
| Diptera(adults).                                | -          | -          | -          | -          | -          | -          |
| Lepidoptera(larvae)                             | -          | -          | -          | -          | -          | -          |
| Neuroptera (larvae).                            | -          | -          | -          | -          | -          | -          |
| Gastropods.                                     | 212        | -          | -          | -          | -          | -          |
| Bivalves.                                       | -          | -          | -          | -          | -          | -          |
| Fishes.   | -          | -          | -          | -          | -          | -          |
| Total Number/M <sup>2</sup>                     | 4621       | 12381      | 53         | 3892       | 2586       | 339        |
| Total Weight in <sup>2</sup> Gms/M <sup>2</sup> | 7.844      | 27.984     | 0.0212     | 6.996      | 4.664      | 0.212      |

Table 51 Productivity of Bottom Fauna/Sq.Meter. August, 1979.

| Animals.   | Station 1. | Station 2. | Station 3. | Station 4. | Station 5. | Station 6. |
|--|------------|------------|------------|------------|------------|------------|
| Planarians.  | -          | -          | -          | -          | -          | -          |
| Oligochaetes.                                      | -          | -          | -          | 297        | 1272       | 254        |
| Leeches.   | 85         | -          | -          | -          | -          | -          |
| Ephemeroptera(nymphs).                             | 424        | 4749       | -          | -          | -          | -          |
| Odonata(nymphs).                                   | -          | -          | -          | -          | -          | -          |
| Hemiptera.   | 85         | -          | -          | -          | -          | -          |
| Plecoptera(stonefly nymphs).                       | -          | -          | -          | -          | -          | -          |
| Trichoptera(larvae)                                | -          | 2120       | 42         | -          | -          | -          |
| Trichoptera(pupae)                                 | -          | 170        | -          | -          | -          | -          |
| Trichoptera(adults).                               | -          | -          | -          | -          | -          | -          |
| Coleoptera(larvae).                                | -          | 85         | -          | -          | -          | -          |
| Coleoptera ( adults).                              | -          | -          | -          | -          | -          | -          |
| Diptera(larvae).                                   | 2714       | 1442       | 890        | 1399       | 42         | 42         |
| Diptera (pupae)                                    | 678        | -          | -          | 85         | -          | -          |
| Diptera (adults).                                  | -          | -          | -          | -          | -          | -          |
| Lepidoptera(larvae)                                | -          | -          | -          | -          | -          | -          |
| Neuroptera(larvae).                                | -          | -          | -          | -          | -          | -          |
| Gastropods.  | 170        | -          | -          | -          | 42         | -          |
| Bivalves.  | -          | -          | -          | -          | -          | -          |
| Fishes.  | -          | -          | -          | -          | -          | -          |
| Total Number/M <sup>2</sup> .                      | 4156       | 8566       | 932        | 1781       | 1356       | 296        |
| Total Weight/in. <sup>2</sup> Gms/M <sup>2</sup> . | 3.816      | 11.448     | 1.06       | 3.180      | 1.908      | 0.0848     |

Table 52 Productivity of Bottom Fauna/Sq.Meter. September, 1979.

| Animals.                              | Station 1. | Station 2. | Station 3. | Station 4. | Station 5. | Station 6. |
|---------------------------------------|------------|------------|------------|------------|------------|------------|
| Planarians.                           | -          | -          | -          | -          | -          | -          |
| Oligochaetes.                         | -          | 85         | 254        | 339        | 594        | 339        |
| Leeches.                              | 106        | 254        | -          | -          | -          | -          |
| Ephemeroptera (nymphs)                | 1442       | 2417       | -          | 170        | -          | -          |
| Odonata (nymphs)                      | -          | 85         | -          | -          | -          | -          |
| Hemiptera                             | -          | -          | -          | -          | -          | -          |
| Plecoptera (stonefly nymphs)          | -          | -          | -          | -          | -          | -          |
| Trichoptera (larvae)                  | -          | 1272       | -          | 339        | -          | -          |
| Trichoptera (pupae)                   | -          | 85         | -          | -          | -          | -          |
| Trichoptera (adults)                  | -          | -          | -          | -          | -          | -          |
| Coleoptera (larvae)                   | 1007       | 382        | -          | -          | -          | -          |
| Coleoptera (adults).                  | -          | -          | -          | 170        | -          | -          |
| Diptera (larvae)                      | 276        | 1526       | 477        | 18656      | 42         | 11660      |
| Diptera (pupae)                       | -          | 85         | -          | 594        | -          | 339        |
| Diptera (adults)                      | -          | -          | -          | -          | -          | -          |
| Lepidoptera (larvae)                  | -          | -          | -          | -          | -          | -          |
| Neuroptera (larvae)                   | -          | -          | -          | -          | -          | -          |
| Gastropods.                           | 159        | 339        | -          | -          | 21         | -          |
| Bivalves.                             | -          | -          | -          | -          | -          | -          |
| Fishes.                               | -          | -          | -          | -          | -          | -          |
| Total Number/M <sup>2</sup> .         | 2990       | 6530       | 731        | 20268      | 657        | 12338      |
| Total Weight/in. Gms/M <sup>2</sup> . | 9.475      | 22.472     | 0.6413     | 54.272     | 2.120      | 23.744     |



Table 53 Productivity of Bottom Fauna/Sq.Meter . Oct. 1979.

| Animals.   | Station 1. | Station 2. | Station 3. | Station 4. | Station 5. | Station 6. |
|--|------------|------------|------------|------------|------------|------------|
| Planarians.  | 85         | 85         | -          | -          | -          | -          |
| Oligochaetes.                                      | -          | -          | 11         | 636        | -          | 13568      |
| Leeches.   | 191        | -          | 11         | -          | -          | -          |
| Ephemeroptera (nymphs)                             | 1187       | 8141       | 64         | 1526       | -          | -          |
| Odonata (nymphs)                                   | 85         | -          | -          | -          | -          | -          |
| Hemiptera  | 85         | -          | -          | -          | -          | -          |
| Plecoptera(stonefly nymphs)                        | -          | -          | -          | -          | -          | -          |
| Trichoptera (larvae)                               | -          | 6190       | 138        | -          | 42         | -          |
| Trichoptera(pupae).                                | -          | -          | -          | -          | -          | -          |
| Trichoptera(adults)                                | -          | -          | -          | -          | -          | -          |
| Coleoptera(larvae)                                 | 2883       | 339        | -          | -          | -          | -          |
| Coleoptera (adults).                               | -          | -          | -          | -          | 42         | -          |
| Diptera(larvae)                                    | 678        | 6614       | -          | 5373       | -          | 45453      |
| Diptera(pupae).                                    | 21         | 678        | -          | -          | -          | 1696       |
| Diptera (adults).                                  | -          | -          | -          | -          | -          | -          |
| Lepidoptera(larvae).                               | -          | 85         | -          | -          | -          | -          |
| Neuroptera (larvae).                               | -          | -          | -          | -          | -          | -          |
| Gastropods.  | 254        | -          | 21         | -          | -          | -          |
| Bivalves.  | -          | -          | -          | -          | -          | -          |
| Fishes.  | -          | -          | -          | -          | -          | -          |
| Total Number/m <sup>2</sup> .                      | 5469       | 22132      | 245        | 7535       | 84         | 60717      |
| Total Weight/m <sup>2</sup> . Gms/M <sup>2</sup> . | 75.82      | 50.108     | 11.458     | 11.372     | 0.318      | 127.852    |

Table 54 Productivity of Bottom Fauna/Sq.Meter. Nov. 1979.

| Animals.   | Station 1. | Station 2. | Station 3. | Station 4. | Station 5. | Station 6. |
|--|------------|------------|------------|------------|------------|------------|
| Planarians.  | 21         | 170        | -          | -          | -          | -          |
| Oligochaetes.                                      | -          | -          | 148        | 170        | 1569       | 339        |
| Leeches.   | -          | -          | -          | -          | -          | -          |
| Ephemeroptera(nymphs).                             | 615        | 8480       | 64         | 85         | -          | -          |
| Odonata(nymphs).                                   | 42         | -          | -          | -          | -          | -          |
| Hemiptera.   | 21         | -          | -          | -          | -          | -          |
| Plecoptera(stonefly nymphs)                        | -          | -          | -          | -          | -          | -          |
| Trichoptera(larvae).                               | -          | 25440      | 318        | -          | -          | -          |
| Trichoptera(pupae).                                | -          | -          | -          | -          | -          | -          |
| Trichoptera(adults).                               | -          | -          | -          | -          | -          | -          |
| Coleoptera(larvae).                                | 466        | 1017       | 42         | -          | -          | 339        |
| Coleoptera(adults).                                | -          | -          | -          | -          | -          | -          |
| Diptera(larvae).                                   | 74         | 5088       | -          | 1569       | 127        | 5130       |
| Diptera(pupae).                                    | -          | 339        | 21         | 63         | 636        | 2374       |
| Diptera(adults).                                   | -          | -          | -          | -          | -          | -          |
| Lepidoptera(larvae)                                | -          | -          | -          | -          | -          | -          |
| Neuroptera (larvae).                               | -          | -          | -          | -          | -          | -          |
| Gastropods.  | 85         | 170        | -          | -          | 85         | -          |
| Bivalves.  | -          | -          | -          | -          | -          | -          |
| Fishes.  | -          | -          | -          | -          | -          | -          |
| Total Number/M <sup>2</sup> .                      | 1324       | 30704      | 593        | 1887       | 2417       | 8182       |
| Total Weight/m <sup>2</sup> . Gms/M <sup>2</sup> . | 27.772     | 225.567    | 1.547      | 272.208    | 3.074      | 113.164    |

Table 55 Productivity of Bottom Fauna /Sq.Meter. Dec. 1979.

| Animals.                              | Station 1. | Station 2. | Station 3. | Station 4. | Station 5. | Station 6. |
|---------------------------------------|------------|------------|------------|------------|------------|------------|
| Planarians.                           | -          | -          | -          | -          | -          | -          |
| Oligochaetes.                         | 170        | 80         | 180        | 339        | 594        | 44096      |
| Leeches.                              | -          | -          | -          | -          | -          | -          |
| Ephemeroptera (nymphs).               | 5512       | 636        | 85         | -          | -          | -          |
| Odonata (nymphs).                     | -          | -          | -          | -          | -          | -          |
| Hemiptera                             | -          | -          | -          | -          | -          | -          |
| Plecoptera (nymphs)                   | -          | -          | -          | -          | -          | -          |
| Collembola.                           | -          | 170        | -          | -          | -          | -          |
| Trichoptera (larvae).                 | 382        | 6381       | -          | -          | 254        | -          |
| Trichoptera (pupae)                   | -          | -          | -          | -          | -          | -          |
| Trichoptera (adults).                 | -          | -          | -          | -          | -          | -          |
| Coleoptera (larvae)                   | -          | 1526       | 21         | -          | -          | -          |
| Coleoptera (adults).                  | -          | -          | -          | -          | -          | -          |
| Diptera (larvae)                      | 4537       | 1463       | 21         | 2671       | 127        | 6784       |
| Diptera (pupae).                      | 170        | -          | 21         | 85         | 127        | -          |
| Diptera (adults).                     | 42         | -          | 11         | -          | -          | -          |
| Lepidoptera (larvae).                 | -          | 170        | -          | -          | -          | -          |
| Gastropods.                           | -          | 297        | 42         | 254        | 42         | 170        |
| Bivalves.                             | -          | -          | -          | -          | -          | -          |
| Fishes.                               | -          | -          | -          | -          | -          | -          |
| Total Number/M <sup>2</sup> .         | 10813      | 10723      | 381        | 3349       | 1144       | 51050      |
| Total Weight/In. Gms/M <sup>2</sup> . | 7.632      | 34.658     | 3.021      | 78.29      | 3.18       | 215.392    |

Table 56 Productivity of Bottom Fauna/Sq.Meter. Jan. 1980.

| Animals.   | Station 1. | Station 2. | Station 3. | Station 4. | Station 5. | Station 6. |
|--|------------|------------|------------|------------|------------|------------|
| Planarians.  | -          | -          | -          | -          | -          | -          |
| Oligochaetes.                                      | 424        | -          | 117        | 5936       | 975        | 1184       |
| Leeches.   | -          | -          | -          | -          | -          | -          |
| Palaemon.  | -          | -          | -          | -          | -          | 503        |
| Ephemeroptera(nymphs)                              | 157        | 2714       | -          | 1781       | -          | -          |
| Hemiptera.   | -          | -          | -          | -          | -          | -          |
| Plecoptera(nymphs).                                | -          | -          | -          | -          | -          | -          |
| Trichoptera (larvae).                              | 848        | 1018       | -          | 5088       | 42         | -          |
| Trichoptera(pupae)                                 | -          | -          | -          | -          | -          | -          |
| Trichoptera(adults).                               | -          | -          | -          | -          | -          | -          |
| Coleoptera(larvae)                                 | -          | -          | -          | 763        | 42         | -          |
| Coleoptera (adults).                               | -          | -          | -          | -          | -          | -          |
| Diptera (larvae)                                   | 1611       | 3562       | 11         | 4579       | 42         | 678        |
| Diptera(pupae)                                     | 85         | 339        | 21         | 85         | 42         | 170        |
| Diptera(adults).                                   | -          | 170        | -          | -          | -          | -          |
| Lepidoptera (larvae)                               | -          | -          | -          | -          | -          | -          |
| Neuroptera(larvae).                                | -          | -          | -          | -          | -          | -          |
| Gastropods.  | 85         | 170        | -          | 254        | -          | -          |
| Bivalves.  | -          | -          | -          | -          | -          | -          |
| Fishes.  | -          | -          | -          | -          | -          | -          |
| Total Number/M <sup>2</sup> .                      | 3210       | 7973       | 149        | 18486      | 1143       | 2541       |
| Total Weight/m <sup>2</sup> . gms/M <sup>2</sup> . | 30.528     | 80.56      | 0.318      | 23.744     | 4.452      | 8.48.      |

Table 57 Productivity of Bottom Fauna/Sq.Meter. Feb. 1980.

| Animals.                              | Station 1. | Station 2. | Station 3. | Station 4. | Station 5. | Station 6. |
|---------------------------------------|------------|------------|------------|------------|------------|------------|
| Planarians.                           | -          | -          | -          | -          | -          | -          |
| Oligochaetes.                         | 170        | 8141       | 95         | 276        | 551        | 4070       |
| Leeches.                              | -          | -          | -          | -          | -          | -          |
| Ephemeroptera(nymphs).                | 1950       | 7802       | -          | -          | -          | -          |
| Odonata(nymphs)                       | -          | 339        | -          | -          | -          | -          |
| Hemiptera.                            | -          | -          | -          | -          | -          | -          |
| Plecoptera(stonefly nymphs)           | -          | -          | -          | -          | -          | -          |
| Trichoptera(larvae).                  | 6445       | 2035       | -          | -          | -          | -          |
| Trichoptera(pupae).                   | -          | -          | -          | -          | -          | -          |
| Trichoptera(adults).                  | -          | -          | -          | -          | -          | -          |
| Coleoptera(larvae)                    | 1272       | -          | -          | -          | -          | -          |
| Coleoptera (adults).                  | -          | -          | -          | -          | -          | -          |
| Diptera(larvae).                      | 2544       | 24422      | -          | 254        | -          | 1696       |
| Diptera(pupae)                        | 85         | 1018       | 21         | 106        | -          | -          |
| Diptera(adults).                      | -          | -          | 11         | -          | -          | -          |
| Lepidoptera(larvae).                  | -          | -          | -          | -          | -          | -          |
| Neuroptera(larvae).                   | -          | -          | -          | -          | -          | -          |
| Gastropods.                           | -          | 678        | -          | 42         | -          | 3392       |
| Bivalves.                             | 339        | -          | -          | -          | -          | -          |
| Fishes.                               | -          | -          | -          | -          | -          | -          |
| Total Number/M <sup>2</sup> .         | 12805      | 44435      | 127        | 678        | 551        | 9158       |
| Total Weight/in. Gms/M <sup>2</sup> . | 156.88     | 176.384    | 0.212      | 5.724      | 2.12       | 323.936    |

Table 58 Productivity of Bottom Fauna/Sq.Meter. March, 1980.

| Animals.                              | Station 1. | Station 2. | Station 3. | Station 4. | Station 5. | Station 6. |
|---------------------------------------|------------|------------|------------|------------|------------|------------|
| Planarians.                           | -          | -          | -          | -          | -          | -          |
| Oligochaetes.                         | 763        | 424        | 42         | 4876       | 170        | 17723      |
| Leeches.                              | 85         | -          | -          | -          | -          | -          |
| Collembola (nymphs).                  | -          | -          | -          | -          | 42         | -          |
| Ephemeroptera (nymphs).               | 254        | -          | -          | -          | -          | -          |
| Odonata (nymphs).                     | -          | -          | -          | -          | -          | -          |
| Hemiptera.                            | -          | -          | -          | -          | -          | -          |
| Plecoptera(nymphs).                   | -          | -          | -          | -          | -          | -          |
| Trichoptera(larvae).                  | 382        | -          | -          | -          | -          | -          |
| Trichoptera(pupae).                   | -          | -          | -          | -          | -          | -          |
| Trichoptera(adults).                  | -          | -          | -          | -          | -          | -          |
| Coleoptera(larvae).                   | 2162       | -          | -          | -          | -          | -          |
| Coleoptera(adults).                   | 85         | -          | -          | -          | -          | -          |
| Diptera (larvae).                     | 975        | 42         | 42         | 2162       | 85         | -          |
| Diptera(pupae)                        | -          | 53         | 21         | 424        | 42         | 42         |
| Diptera(adults).                      | -          | 32         | 21         | 85         | -          | -          |
| Lepidoptera(larvae).                  | -          | -          | -          | -          | -          | -          |
| Neuroptera(larvae).                   | -          | -          | -          | -          | -          | -          |
| Gastropods.                           | 42         | 11         | -          | 42         | -          | -          |
| Bivalves.                             | -          | -          | -          | -          | -          | -          |
| Fishes.                               | 42         | -          | -          | -          | -          | -          |
| Total Number/M <sup>2</sup> .         | 4790       | 562        | 126        | 7589       | 339        | 177625     |
| Total Weight in Gms./M <sup>2</sup> . | 58.597     | 1.198      | 0.127      | 7.208      | 0.254      | 29.256     |

Table 59 Productivity of Bottom Fauna/Sq.Meter. April, 1980.

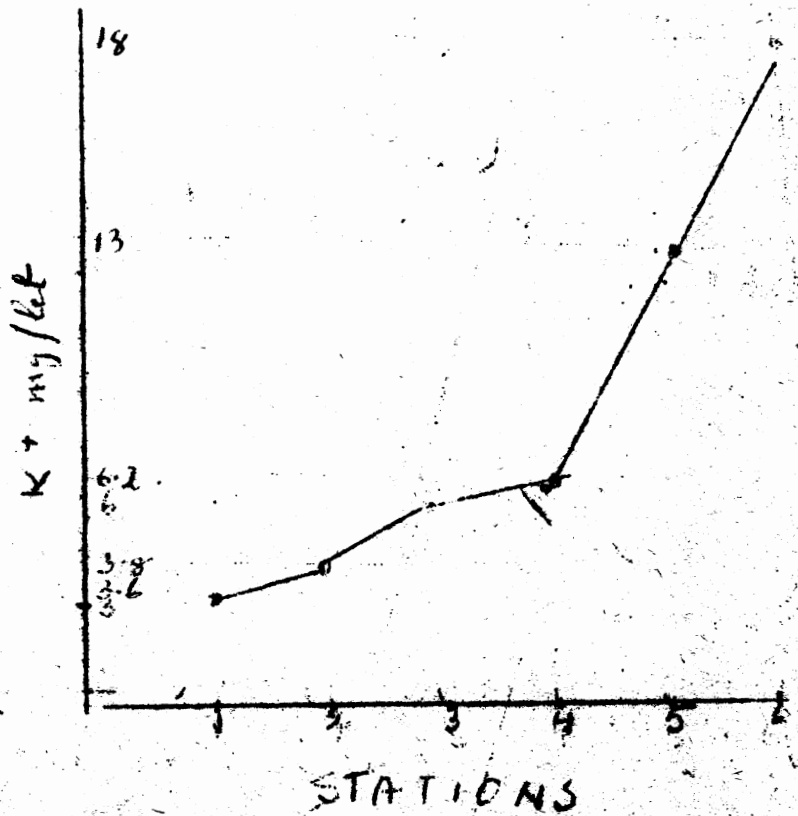
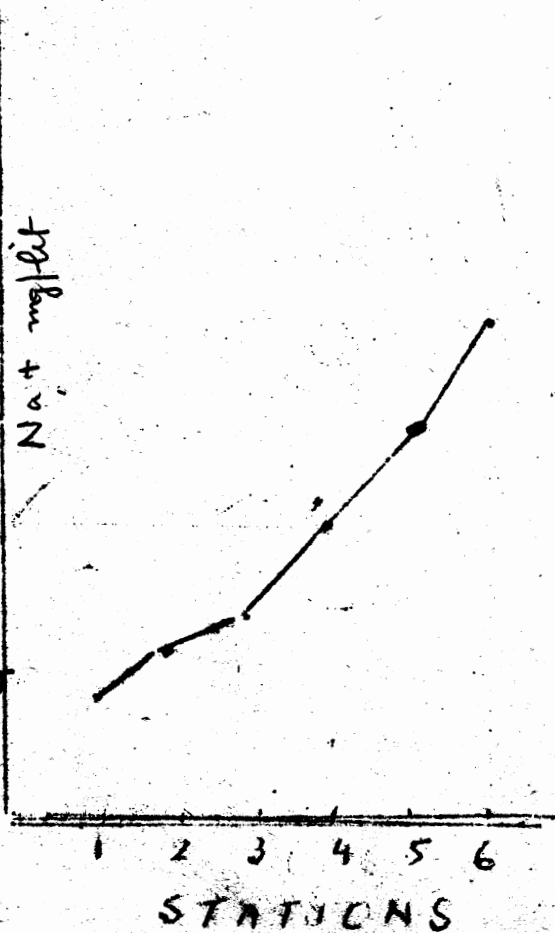
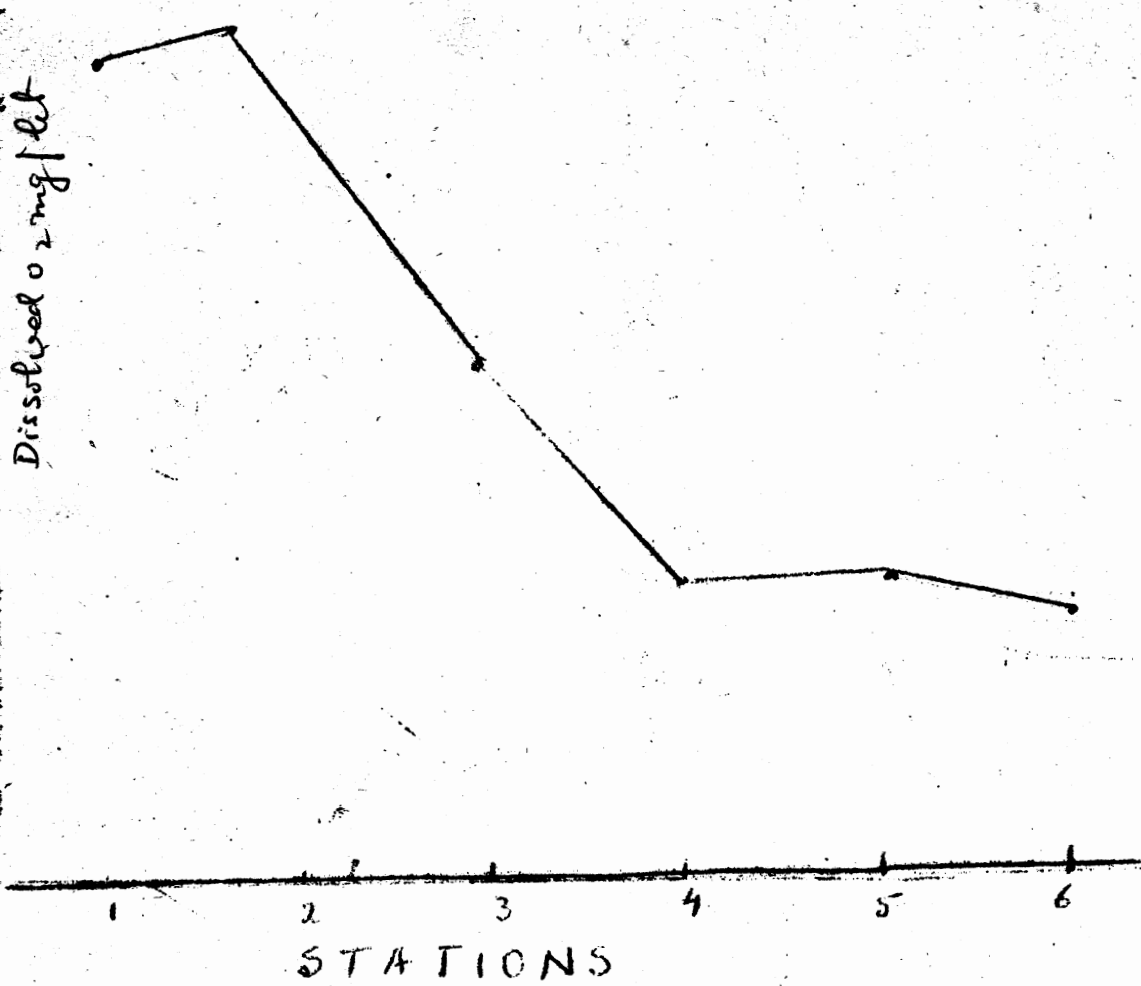
| Animals.                              | Station 1. | Station 2. | Station 3. | Station 4. | Station 5. | Station 6. |
|---------------------------------------|------------|------------|------------|------------|------------|------------|
| Planarians.                           | -          | -          | -          | -          | -          | -          |
| Oligochaetes.                         | 5          | 1781       | 42         | 74         | 42         | 72080      |
| Leeches.                              | 21         | -          | -          | -          | -          | -          |
| Ephemeroptera(nymphs)                 | 307        | -          | -          | -          | -          | -          |
| Odonata (nymphs).                     | 5          | 127        | -          | -          | -          | -          |
| Hemiptera .                           | 5          | -          | -          | -          | -          | -          |
| Plecoptera (nymphs)                   | -          | -          | -          | -          | -          | -          |
| Trichoptera (larvae).                 | 11         | -          | -          | -          | -          | -          |
| Trichoptera(pupae).                   | -          | -          | -          | -          | -          | -          |
| Trichoptera (adults).                 | -          | -          | -          | -          | -          | -          |
| Coleoptera(larvae).                   | 85         | 170        | -          | -          | -          | -          |
| Coleoptera (adults).                  | -          | -          | -          | -          | -          | -          |
| Diptera (larvae).                     | 212        | 3689       | -          | 1470       | -          | 85         |
| Diptera(pupae).                       | 42         | 85         | -          | 170        | 42         | -          |
| Diptera(adults).                      | -          | -          | -          | -          | -          | 85         |
| Lepidoptera (larvae).                 | -          | -          | -          | -          | -          | -          |
| Neuroptera(larvae).                   | -          | -          | -          | -          | -          | -          |
| Hymenoptera (larvae).                 | -          | -          | -          | -          | -          | 170        |
| Gastropods.                           | 148        | -          | -          | 42         | -          | -          |
| Bivalbes.                             | -          | -          | -          | -          | -          | -          |
| Fishes.                               | -          | -          | -          | -          | -          | -          |
| Total Number /M <sup>2</sup> .        | 841        | 5852       | 42         | 1756       | 84         | 72420      |
| Total Weight in Gms./M <sup>2</sup> . | 8.798      | 28.408     | 0.148      | 9.116      | 0.127      | 195.04     |

Table 60 Productivity of Bottom Fauna /Sq.Meter. May, 1986.

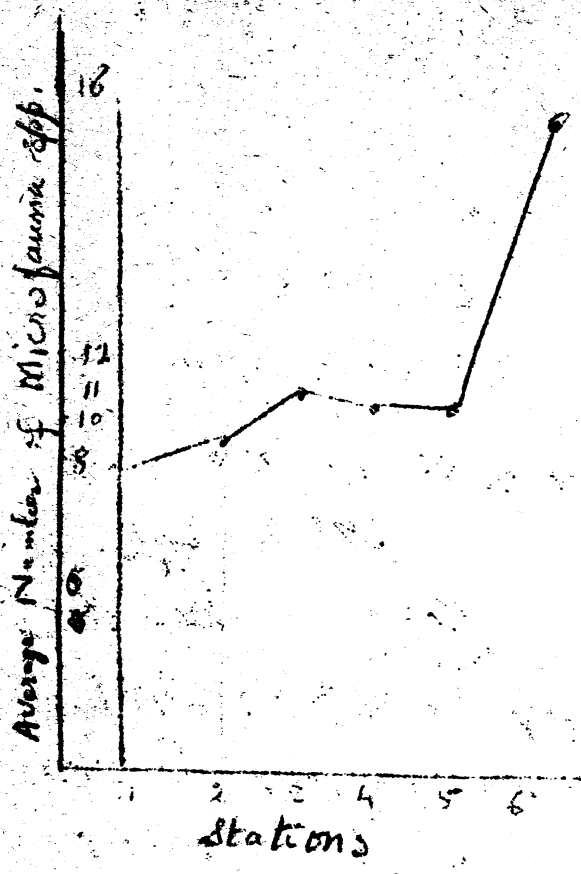
| Animals.                             | Station 1. | Station 2. | Station 3. | Station 4. | Station 5. | Station 6. |
|--------------------------------------|------------|------------|------------|------------|------------|------------|
| Planarians.                          | -          | -          | -          | -          | -          | -          |
| Oligochaetes.                        | -          | 212        | 212        | -          | -          | 40958      |
| Leeches.                             | -          | -          | -          | -          | -          | -          |
| Ephemeroptera(nymphs).               | 954        | 254        | -          | -          | -          | -          |
| Odonata (nymphs).                    | 64         | 42         | -          | -          | -          | -          |
| Hemiptera.                           | 42         | 21         | -          | -          | -          | -          |
| Plecoptera(nymphs).                  | -          | -          | -          | -          | -          | -          |
| Trichoptera(larvae)                  | 7292       | -          | -          | -          | -          | -          |
| Trichoptera (pupae)                  | 85         | -          | -          | -          | -          | -          |
| Trichoptera (adults).                | -          | -          | -          | -          | -          | -          |
| Coleoptera(larvae).                  | 360        | -          | -          | -          | -          | -          |
| Coleoptera (adults).                 | 21         | -          | -          | -          | -          | -          |
| Diptera (larvae).                    | 551        | 297        | -          | 4325       | 2459       | 48972      |
| Diptera (pupae).                     | -          | 21         | -          | 339        | 1102       | 4113       |
| Diptera (adults).                    | -          | 21         | -          | -          | -          | 85         |
| Lepidoptera(larvae).                 | 21         | -          | -          | -          | -          | -          |
| Neuroptera (larvae).                 | -          | -          | -          | -          | -          | -          |
| Gastropods.                          | 170        | -          | -          | 64         | -          | -          |
| Bivalves.                            | -          | -          | -          | -          | -          | -          |
| Fishes.                              | -          | -          | -          | -          | -          | -          |
| Total Number /M <sup>2</sup> .meter  | 9560       | 868        | 212        | 4728       | 3561       | 94128      |
| TotalWeight in Gms./M <sup>2</sup> . | 57.876     | 3.816      | 0.53       | 15.9       | 6.36       | 137.8      |



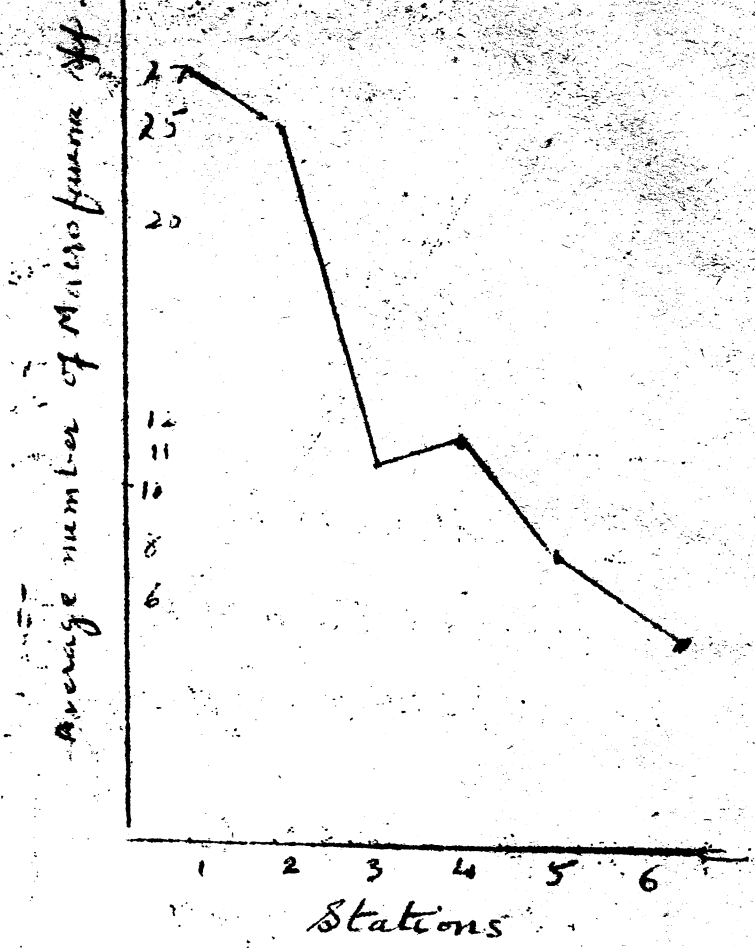
Graphic representation of Dissolved Oxygen, Na<sup>+</sup> and K<sup>+</sup>.



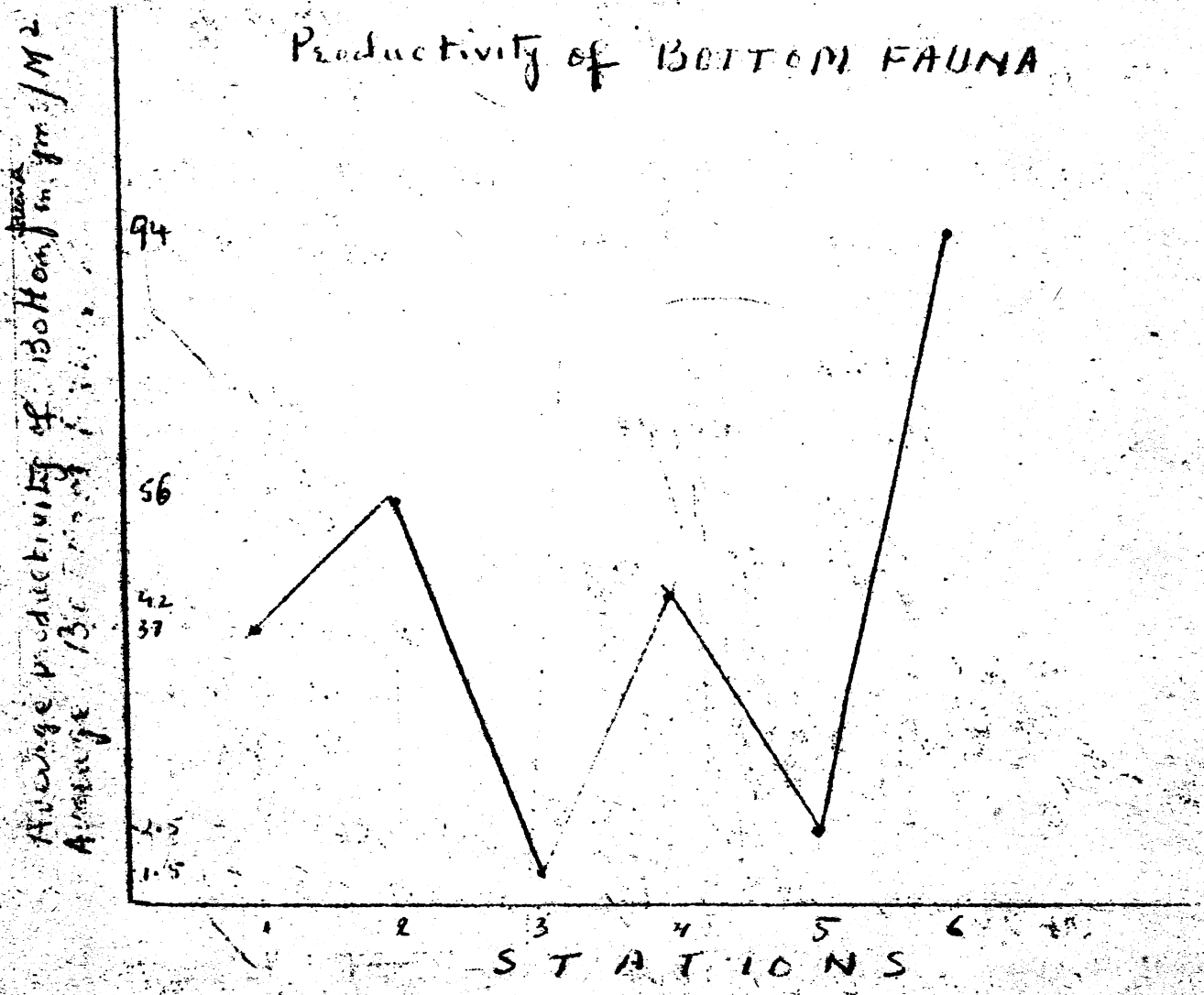
### MICRO FAUNA



### MACRO FAUNA



### Productivity of BOTTOM FAUNA



most of the fishes can not tolerate pollution and were not found in the Leh stream after Satellite Town.

### Productivity of Bottom Fauna.

According to Usinger (1950)<sup>72</sup> productivity was used by Hazzard to classify streams. His standards were : Grade I (rich stream) - more than 2152 bottom organisms by number or more than 22 gms. by weights per square meter; Grade II (average) - 1076 to 2152 organisms or 11 to 22 gms. weight; Grade III (Poor) - less than 1076 organisms or less than 11 gms weight per square meter.

The productivity of bottom fauna was usually rich in the Leh and its tributaries in Islamabad. At station 3, in the III tributary, the productivity dropped and was lowest after receiving industrial effluents. It increased on station 4 as the pollution was diluted due to clean water of the Badarwali Kas (4th tributary), it again slightly decreased at the station 5 (Daryabad) and highest at station 6 (Soan Camp.).

Fishes were found in the non-polluted water of the Leh and its tributaries. The bigger size of fishes were found in the deep water near Zero Point and Badarwali Kas. Frogs were usually found in non-polluted water. Tortoises were found only near Soan Camp. At the Soan Camp, Channa punctatus, a bigger size of fish was found and young of Chela sp. were found in spring 1979.

### (6) Discussion.

The water of the Leh and its tributaries passes over the hilly tract and dissolves calcium from limestone bed, so calcium as  $Ca^{++}$  is slightly higher than W.H.O.'s International Standard of Drinking Water (1971)<sup>82</sup>. The permissible limit of total hardness is 100 mg/lit. (1971)<sup>82</sup> but in the Leh and its tributaries, it was 250 to 390 mg/lit which was sufficiently high. Magnesium and nitrates and chlorides were within the limits. In the Leh stream, presence of nitrates indicates slight sewage pollution, so it was higher in polluted water. Sodium and potassium<sup>were</sup> gradually increased in quantity from non-polluted to polluted water, the highest quantities were found at the Soan Camp (Table 61).  $Na^+$  and  $K^+$  can be used as

indicators of domestic pollution. Dissolved oxygen also indicates pollution. The highest dissolved oxygen was found in non-polluted water but there was sudden drop at station 3 where Industrial Effluents were present. There was gradual decrease of dissolved oxygen in stations from 3 to 6, usually very little at the Soan Camp. Fish can not live below 5.0 mg/lit dissolved oxygen except Channa punctatus and they were found in the Leh at station 6. The young of Chela sp. were present at station 6 in spring 1979 and it seems that they ascended from the Soan River in search of food. The Industrial Complex of Islamabad consists of effluents of Flour Mills, Vegetable Ghee Factory, 7-UP Beverage Factory, Marble Factories and Steel Mills, so there seems to be no deleterious substance. Pollution is due to putrefaction of wheat and flour and increase in total hardness due to the effluents of Marble Factories.

According to Ali(1979), 88 species of algae were found in district Rawalpindi, while in the Leh, 54 species were found which are sufficient number for a stream flora. The highest number was found in non-polluted water and lowest on Soan Camp, algae are affected by pollution water. The number of microfauna increased by pollution and highest number on the Soan Camp. Macrofauna species were highest in non-polluted water and lowest on the Soan Camp. About 100 macrofauna taxa were found in the Leh stream and its tributaries which is good member of a stream fauna. As mentioned by Avery (1970), the numbers of Ephemeroptera, Trichoptera and Coleoptera below sewage outfall were lower than those found above. In the Leh stream, the above mentioned groups of insects (Mayfly nymphs and caddisfly larvae) were either few in number, <sup>or</sup> absent in polluted waters, although a large number of these insects were found in non-polluted water. Nymphs of dragon and damselflies were found only in non-polluted water. According to Hazzard classification(1956)<sup>72</sup> of streams, the productivity of bottom fauna by number and weight was very high except station 3 and station 5 and highest at the Soan Camp. In the non-polluted and

polluted water insect groups differ, greater number of Ephemeropter and Trichoptera at stations 1 and 2 and Diptera on the Soan Camp.

The presence of sufficient number of algal species shows that primary producers are enough in the stream. It is generally thought that plankton are found only in standing waters such as ponds and lakes. Whitton (1975)<sup>73</sup> mentioned that zooplankton of a river might form an integral part of lotic community and contribute significantly to biological productivity of ecosystem. A number of plankton were found in the Leh stream. According to Whitton (1975)<sup>7</sup> macroinvertebrates in flowing water ecosystem function as shredders, collectors, grazers and predators - served as interrelated carbon dioxide producing, temporary storage bins for organic compounds, which are eventually converted to carbon dioxide. In the Leh macroinvertebrate fauna was found in good number nearly at all stations. The benthic fauna usually consists of macroinvertebrates which were usually in large number in the Leh stream. According to Meehan and Ali (1967)<sup>59</sup> and Ali (1968)<sup>7 & 8</sup> and (1975)<sup>15</sup> macroinvertebrates form the food of many fishes, so it is quite evident that the Leh stream contains enough food for fishes. Ali (1969)<sup>9</sup> stated a large number of bottom organisms were drifted during flood seasons.

The Leh stream is much affected by the floods, so in the interest of fish culture, certain improvements should be made. Usinger (1956)<sup>72</sup>, "Streams fish need pools for protection and riffles for food production and spawning, for stream improvement there should be both types of habitats 1:1 in ratio. Pools can be created by small dams or by deflectors strategically placed. Banks are stabilized by planting to prevent erosion". The above mentioned improvement can be done in the upper reaches of the Leh and its tributaries will be developed for the fish culture in Islamabad.

Pollution in the Leh stream is usually due to organic matter, "Most studies on enrichment indicate that community respiration exceeds photosynthesis", Whitton (1975)<sup>73</sup>.

The same condition was found in the Leh, highest number of fauna was found on the Soan Camp, but least quantities of dissolved oxygen was present. Soaps and detergents are also toxic but in the Leh, they affected little on algae and invertebrates.  $\text{Na}^+$  and  $\text{K}^+$  shows gradual increase in quantities from non-polluted water, so they can be used as domestic pollution indicators. Among macrophytes Hydrilla and Potamogeton serve to indicate nonpolluted water. Among macrofauna, nymphs of mayflies, dragonflies, larvae of caddisflies and mussels indicate non-polluted water. Lemna is usually found in organically polluted water. Among algae Scenedesmus, Closterium, Euglena, Phacus and Microcystis are indicators of pollution. Among microfauna Centropyxis, Euplotes, Epistylis, Carchesium, Colpidium, Oxytricha and Spirozoa indicate polluted water. Among macrofauna, Tubifex ~~Tubifex~~, larvae of Culex, Culicoides, Chironomus, Lispe, Eristalis, Ephydra and Brachydeutra indicate pollution.

(7) Conclusion.

A large area of Islamabad i.e., about 90 square miles is drained by the Leh and its tributaries where the water is usually non-polluted. It is just possible that these streams can be used for water supplies. Due to erosion these streams are lying in low areas and their water can not be used for irrigation unless lifted above. The water of the Leh in Rawalpindi is unfit even for irrigation. If these streams are properly managed can be used for fish and crab culture. For spawning and food, pool areas may be maintained by using deflectors such as logs or constructing small dams.

The effluents of Industrial Complex of Islamabad are harmful and spoil the water quality, so the used water of the industries should not be discharged into streams without treatment. The large drains of Rawalpindi town should be diverted into sewerage lines, the water from dhobighats and service station may not be allowed to enter in the Leh stream. The pollution in

Rawalpindi is mainly due to domestic and sewerage wastes.

Physical pollution of the water is due to erosion which can be controlled by planting trees along the banks. Pollution indicator species were also determined.

(8) Need for Additional Research.

More extension work should be done on effect of pollution. Regular 24 hours collection should be done before and after the discharge of major industrial effluents and sewage from drains at least once a season each month. Bacteriological studies may also be done, so that a correlation may be found between water quality and organisms.

(9) List of Publications.

1. Ali, S.R. 1979 A checklist of Freshwater Algae of Rawalpindi District. Bull. Hydrobiol. Res. Ser. 2. No. 5 : 48-54.
2. \_\_\_\_\_ 1979 Distribution of Mayflies (Order : Ephemeroptera ) of Pakistan. Abstract, 3rd International Conf. on Ephemeroptera, Canada. p. 4.
3. Khatoon, S. & Ali, S.R. 1979 Nymphs of order Odonata of Pakistan. Abstract, Biology Section, 19th Annual Sci. Conf. Sci. Soc. Pak. p. 35.
4. Ali, S.R. et al. 1979 Effects of Industrial Wastes on Aquatic Fauna. Abstract (Biology), 26th & 27th Pakistan Sci. Conf. Pak. Assoc. Advan. Sci. p. 53.
5. Ali, S.R. & Khatoon, S. 1980 Microfauna of the Leh stream and some indicator species (submitted for publication).
6. \_\_\_\_\_ 1980 Seasonal Variation in the algal flora of the Leh stream and its tributaries (Manuscript ).

(10) List of Scientists.

1. Syed Rashid Ali M.Sc. Principal Investigator 25%

2. Mushtaq Ahmad. M.Sc. Research Officer 100% from May 15 to August 12, 1978.
3. Mohammad Tariq Raja . Research Officer 100% from Oct. (M.Sc.) 1 to 19, 1978.
4. Miss Sanjeeda Khatoon. Research Officer 100% from Oct. 20, ( M.Sc.) 1978 to 14th May, 1980.
5. Jamrose Khan Lab.Asstt. 100% from May 15 to 31, 1978.
6. Jamil Ahmed " " 100% from June 1, 1978 to 14th May, 1980.

(11) Graduate Degrees.

Miss Sanjeeda Khatoon M.Sc. Research Officer applied for admission to Ph.D. Degree in Zoology in Quaid-e-Azam University, Islamabad.



References:

1. Arora, G.L. 1931 Fauna of Lahore, 2-Entomostraca (Water fleas) of Lahore. Bull. Deptt. Zool. Punjab Univ. Vol. 1: 62-100.
2. Ahmad, N. 1963 Fisheries Gazetteers of West Pakistan. Dir. Fish. W.P. : 1-111.
3. Ahmad, N. & 1979 Aquatic Plants of Lahore. Pak. Assoc. Advan. Younus, M. Sci. Lahore : 1- 41.
4. Avery, E.R. 1969 Effect of sewage on Aquatic Insects. East Gallatin River, Montane. Pergamon Press, Vol. 4: 169-175.
5. A.P.H.A. 1971 Standards Methods for the Examination of (American Public Water and Waste Water. 13th ed., Am. Public Health Assoc. & others). Health Assoc., New York.
6. Ali, S.R. 1967 The Mayfly Nymphs (Order: Ephemeroptera) of Rawalpindi District. Pakistan J. Sci. 19(3): 73-86.
7. \_\_\_\_\_ 1968 Bottom Fauna of the streams and rivers of Hazara District after summer rains. Pakist J. Sci. & Ind. Res., 11(2): 208- 211.
8. \_\_\_\_\_ 1968 Bottom Fauna of the streams of Kohat and Kurram Agency after winter rains. Pakistan Sci. & Ind. Res. 11(4) : 449- 454.
9. \_\_\_\_\_ 1969 Effect of rains on the Bottom Fauna of the streams of Rawalpindi and Wah. Pak. J. Forest 19(2) : 227- 234.
10. \_\_\_\_\_ 1969 Effect of water pollution on the Bottom Fauna of the Soan river, Rawalpindi. Jadid Sci. 11(1) : 33-38.
11. \_\_\_\_\_ 1973 Young stages of Dragon and Damsel flies (Order: Odonata) of Pakistan. Abstract, Biology Section, 24th All Pakistan Sci. Conf. pp. 34 & 35.
12. Ali, S.R. et al 1977 Effect of Lahore's Domestic and sewage waste on the River Ravi. Bull. Hydrobiol. Res. Ser. 1. No. 15 : 262- 277.
13. \_\_\_\_\_ 1977 Effect of the Effluents of Industrial Complex of Kala Shah Kaku on water Quality and organisms of Deg Nullah. ibid., : 289-300
14. \_\_\_\_\_ 1977 Effect of sewage waste on the Water Quality and organisms of a stream of Choa Syedan Shah. Bull. Hydrobiol. Res. Ser. 1. No. 16 : 301- 307.
15. \_\_\_\_\_ 1975 Food of certain Freshwater Fishes. Bull. Hydrobiol. Res. Ser. 1. No. 7 : 53-64.
16. \_\_\_\_\_ 1977 Hydrobiological studies of a stream of Peshawar. Bull. Hydrobiol. Res. Ser. 1. No. 17 349- 356.
17. Ali, S.R. 1979 A checklist of Freshwater Algae of Rawalpindi District. Bull. Hydrobiol. Res., Ser. 2. No. 5 : 48-54.

18. Ali, S.R & Khatoo, S. 1980 Macroinvertebrate and Fish Fauna of the Haro river, Lawrencepur. First Pakistan Congress of Zoology. Abstracts, p.15.
19. Akhtar, S. & Ali, S.R. 1976 Rhizopods from Two Water Reservoirs of Gordon College. Bull. Hydrobiol. Res. Ser. 1. No. 12: 145-150.
20. \_\_\_\_\_ 1976 Rotifers of Pakistan-1. Bull. Hydrobiol. Res. Ser. 1. No. 10 : 112-122.
21. \_\_\_\_\_ 1976 Aquatic Lepidoptera of Pakistan-1. Bull. Hydrobiol. Res. Ser. 1. No. 11 : 136-144.
22. Biswas, S. 1964 Hydrobiology of Volta River and some of its Tributaries before the formation of Volta Lake. Ghana Jour. Sci. 8( 3 & 4 ) : 152-166.
23. Bell, H.L. 1970 Effect of the low pH on survival and emergence of aquatic insects. Water Research. Pergamon Press. Vol. 4. 165- 177.
24. Beck, W.M. 1955 Suggested Methods for reporting biotic data on Sewage and Industrial wastes, 27(10): 1193-1197.
25. Bhatia, L. 1939 Fauna of the Dal Lake, Kashmir "on some leeches from Dal Lake, Kashmir", Bull. Dept. Zool. Punjab Univ. Vol. 11: 1-17.
26. Bishop, O.N. 1973 Natural Communities. John Murray, London. pp. 1-181.
27. Bardach, J.E. 1972 "Aquaculture", Wiley Inter. Science. John Wiley & Sons Inc. New York.
28. Brungs, W.A. 1971 Chronic Effects of low dissolved oxygen concentrations on Fathead Minnow. J. Fish. Res. Board. 28(8) : 1119-1123.
29. Cairns, J. Jr. et al. 1970 A Preliminary Report on Rapid Biological Information Systems For Water Pollution Control. Journal WPCF , 42(5):685-703.
30. Cairns, J. Jr. & Dickson, K.L. 1971 Biological Assessment of Effect of Waste Discharges on Aquatic Bottom Dwelling Organisms. Jour. WPCF. 755-772.
31. Chutter, F.M. 1969 The Effect of sand and silt on invertebrate fauna of streams and rivers. Hydrobiologia 34(1) : 57-76.
32. Edmondson, W.T. 1959 Freshwater Biology. John Wiley and Sons Inc. New York. (Editor)
33. Egglisshaw, H.J. 1969 The Distribution of Benthic Invertebrates on substrata of Fast Flowing streams. Animal. Ecol. 38 : 19-33.
34. Faridi, M.A.F. 1971 The Genera of Freshwater Algae of Pakistan and Kashmir. Biologia 17(2): 123-142.
35. Fernando, C.H. 1964 Reports on the study of some Habitats in Rangoon with special reference to the Ecology of Culex pipens fatigans . Ceylon Jour. Med. Sci. XIII : 79-112.

36. Gadet, J.J. 1979 Seasonal changes in the nutrients of a tropical swamp, Lake Naivasha, Kenya. J. Ecol. 67: 953-981.
37. Ito, T. & Kuwada, K. 1964 Aquatic Communities in polluted stream with Industrial and Mining wastes. Ann. Rep. Noto. Mar. Lab. Vol. 4: 33-43.
38. Johnson, B.T. 1971 Biological modification and degradation of DDT and Aldrin by Freshwater Invertebrates. J. Fish. Res. Bd. Can. 28(5) : 705-709.
39. Khan, M.A. 1980 Elementary Ecology. Kifayat Academy Urdu Bazar, Karachi.
40. Klein, L. 1957 Aspects of River Pollution. Butterworth Scientific Publications Ltd, London.
41. Kawakatsu, M. 1973 Report on Freshwater Planarians from Pakistan. Bull. Fuji Women's College. No. 11 Ser. 11 : 79-95.
42. Khan, M.S. 1968 Amphibian Fauna of District Jhang with Notes on Habitats. Pakistan J. Sci. Vol. 20(5 & 6) : 227-233.
43. \_\_\_\_\_ 1977 Checklist and Key to the snakes of Jhang District. Biologia 23(2) : 145-158.
44. Khan, M. Azam & Partners Ltd. 1967 Engineering study for Islamabad surface Drainage Project.
45. Khan, M.D. & Dastagir, S.G. 1971 On the Mollusca. Gastropod Fauna of Pakistan. Rec. Zool. Survey Pakistan: 17-130
46. \_\_\_\_\_ 1972 On the Mollusca. Pelecypod Fauna of Pakistan. Agricultural Research Council Pakistan.
47. Khatoon, S & Ali, S.R. 1975 Aquatic Diptera of Pakistan-1. Bull. Hydrobiol. Res. Ser. 1. No. 2: 5-14.
48. \_\_\_\_\_ 1975 Aquatic Hymenoptera of Pakistan-1. Bull. Hydrobiol. Res. Ser. 1. No. 5 : 32-35.
49. \_\_\_\_\_ 1975 Aquatic Coleoptera of Pakistan-1. Bull. Hydrobiol. Res. Ser. 1. No. 8: 65-72.
50. \_\_\_\_\_ 1976 Aquatic Coleoptera of Pakistan-2. Bull. Hydrobiol. Res. Ser. 1. No. 12: 187-199.
51. \_\_\_\_\_ 1977 Aquatic Coleoptera of Pakistan-3. Bull. Hydrobiol. Res. Ser. 1. No. 14 : 228-246.
52. \_\_\_\_\_ 1977 Trichoptera of Pakistan-1. Bull. Hydrobiol. Res. Ser. 1. No. 18: 336-417.
53. \_\_\_\_\_ 1978 Neuroptera of Pakistan-1. Bull. Hydrobiol. Res. Ser. 1. No. 20 : 436-439.
54. \_\_\_\_\_ 1978 Aquatic Hemiptera of Pakistan-2. Bull. Hydrobiol. Res. Ser. 1. Nos. 22 & 23: 487-494.
55. \_\_\_\_\_ 1978 Freshwater Molluscs of Pakistan-1. Bull. Hydrobiol. Res. Ser. 1. Nos. 24 & 25: 518-525
56. Macan, T.T. 1959 A Guide to Freshwater Invertebrate Animals. Hazell Watson Viney Ltd.

57. Maxwell, K.E. 1973 Environment of Life. Dickenson Publishing Comp. Inc. California.
58. Mason, W.T. et al. 1970 Artificial substrates sampling Macroinvertebrates in a Polluted Reach of the Klamath River Oregon. Journ. WPCF 42(8) Part 2 : 315- 326.
59. Meehean, O.L. 1967 Bottom fauna of Streams in vicinity of Rawalpindi as related to their utilization by fishes. Pakistan J. Sci. & Ind. Res. 10(1) : 46- 53.
60. Mahoon, M.S. 1977 Twelve new records of Entomostraca of Lahore. Biologia 23(2) : 150- 172.
61. Mirza, M.R. & 1973 Fishes of River Soan in Rawalpindi District, Pakistan. Biologia 19(1 & 2) : 161-182.
62. Nebeker, A.V. & 1974 Effect of Polychlorinated Biphenyls on survival and Reproduction of Daphnia, Gammarus and Tanytarsus. Trans. Am. Fish Soc. 103(4) : 722- 728.
63. Qureshi, M.R. 1960 Common Freshwater Fishes of Pakistan. F.A.C.P. pp. 1- 161.
64. Reid, G.K. 1961 Ecology of Inland Waters and Estuaries Van Nostrand Company. New York.
65. Reisen, W.K. 1975 The Ecology of Honey Creek, Oklahoma ; Spatial and Temporal distribution of the Macroinvertebrates. Proc. Okla. Acad. Sci. 55 : 25- 31.
66. Reisen, W.K. & 1972 Some Ecological Relationship of the Invertebrates Drift in Praters Creek, Pickens County, South Carolina. Ecology 53(5) : 876-884.
67. Shakoor, A. 1968 Investigation Report. 11- Freshwater Prawn, Fisheries of West Pakistan, Dir. Fish. W. Pakistan : 1- 9.
68. Sawage, N.L. & 1973 The Effects of the Mine and Domestic Wastes on Macroinvertebrates Community Structure in the Coeur'd Alene River, North West. Sci. 47 (3): 159- 168.
69. Schneider, R.F. 1962 Seasonal Succession of Certain Invertebrates in a North Western Florida Lake. Quart. Jour. Fla. Acad. Sci. 25(2) : 127- 141.
70. Sato, Y. et al. 1973 A Limnological study of Tassha-gawa river near Sado Marine Biological Station at Niigata University. Ann. Report. of Sado Mar. Biol. Sta. Niigata Univ. No. 3 : 11- 19.
71. Taylor, E.W. 1958 In the Examination of water supplies and suckling , 7th ed., A. Churchill Ltd. London.
72. Usinger, R.L. 1956 Aquatic Insects of California, Univ. Calif. Press, Berkeley.
73. Whetton, B.A. 1975 River Ecology- Blackwell scientific publications, Oxford.  
(Editor)

74. Ali, S.R. 1977 Final Report. Effect of Different Kinds and Degrees of Pollution on Aquatic Organisms of Pakistan. Project No. PK-Ars PL-480.
75. Aziz, J.A. & Sheikh, M.I. 1974 Biological Treatment of a Local Paper Mill Waste. Inst. Publ. Health Engg. and Res. Univ. Engg. and Tech., Lahore.
76. Tariq, M.N. 1974 Water Pollution Control Ravi near Lahore. Report No. 11-4-73. Inst. Publ. Health Engg. Res. Univ. Engg. Lahore.
77. Khan, M.S. & Mirza, M.R. 1976 An Annotated Checklist and Key to Reptiles of Pakistan. *Biologia* 22(2): 211 - 219.
78. Towns, D.R. 1978 Some little known Insect Taxa from Northern New Zealand River and its Tributaries, New Zealand. *Entom.* 6 (4) : 409 - 419.
79. \_\_\_\_\_ 1979 Composition and Zonation of benthic invertebrate communities in a New Zealand Kasuri forest stream. *Freshwater Biol.* 9 : 251 - 262.
80. Tiffany, L.H. & Britton, M.E. 1971 The Algae of Illinois. Hafner Publishing Comp. New York.
81. Avery, E.L. 1970 Effects of Domestic Sewage on Aquatic Insects and Salmonids of the East Gallatin River, Montana. *Water Res.* Pergamon Press, Vol. 4 : 164-177.
82. World Health Organisation 1971 International Standard for Drinking Water.